



深圳市普世达科技有限公司

Shenzhen Powerstar Technology Co., Ltd

Address: Building C, 2nd Mingjinghai Industrial Park,  
ZhoushiRoad, Shiyan Town, Bao' an District,  
Shenzhen, China

E-mail: [info@pstarled.com](mailto:info@pstarled.com) Website: [www.ledpstar.com](http://www.ledpstar.com)



E-catalog

高端商业照明  
制造服务商

Commercial Lighting  
Manufacturer and Solutions

# ABOUT-US

## Introduction:

Shenzhen Powerstar Technology Co., Ltd was established in 2010, located in shenzhen China, was one modernized high tech company focused on R&D, design, production, sales&service commercial lighting with advanced leading innovation capability.

## Quality control:

Powerstar has passed the ISO9001: 2015 quality system certification standards, the product passed TUV/VDE/CB/CE/SAA/ROHS/SASO certification. Powerstar has high-precision optical inspection equipment and automated production equipment, and high-performance aging inspection equipment to ensure the quality of each lamp.

## Partner:

Powerstar has established a good strategic cooperative relationship with some well-known companies at home and abroad, including OSRAM, Citizen, Cree, Tridonic, Philips and Meanwell.

## Powerstar Products:

Powerstar focus on high light efficient, low light decay, low UGR, flicker free commercial lamps include led downlight, led track light, gimbal led downlight, grille led downlights, linear led light. With many new styles and full of specificatins widely used in hotel, shopping mall, clothes chain store, 4S car shops, office, furniture store, jewelry store, theaters, parking lots, hospitals, subways and other high-end engineering projects.

The Products combine the light and the environment space perfectly, and realize the organic combination of the practicability, function, comfort, science and artistry of light.

## Values:

Thanksgiving, integrity, communication, strong execution, transcendence and win-win.

## Mission:

To bring health, comfort light into people 's lives.

## Vision:

To create the most harmonious win-win relationship among employees, customers, shareholders and business partners.

## Projects:

Domestic: 2022 Beijing Winter Olympics, China Railway Group, Poly Theatre, Chengdu Phoenix Music Theme Park, Shenzhen Metro, Nanchang Metro, Hong Kong Metro, Hong Kong Wanchai Convention and Exhibition Center, Macau Casino etc.

International: Italy supermarket chain MD, Germany Berlin University, Switzerland ETH Zurich, Spain ZARA, Philippines H&M, Spain IKEA chain, Spain Mercedes Benz 4S store, Switzerland KFC Restaurant, Thailand Grand Palace, Thailand Toyota 4S store, UK Manchester Airport, UK Manchester Football Club, USA Miami Museum etc.





01 Special Color Lighting Solutions

07 Lighting Function Solutions

11 Led Track Light

39 Led Linear Track Light

45 shapeable led track Light

53 LED Downlight

107 LED surface mounted Downlight

111 LED linear Light



# CCT/SDCM/CRI

## 3-step Macadam Ellipse

### Ver.6 High Intensity COB Ver. 2

80 CRI Min.:2,700K,3,000K,3,500K,4,000K,5,000K,5,700K,6,500K

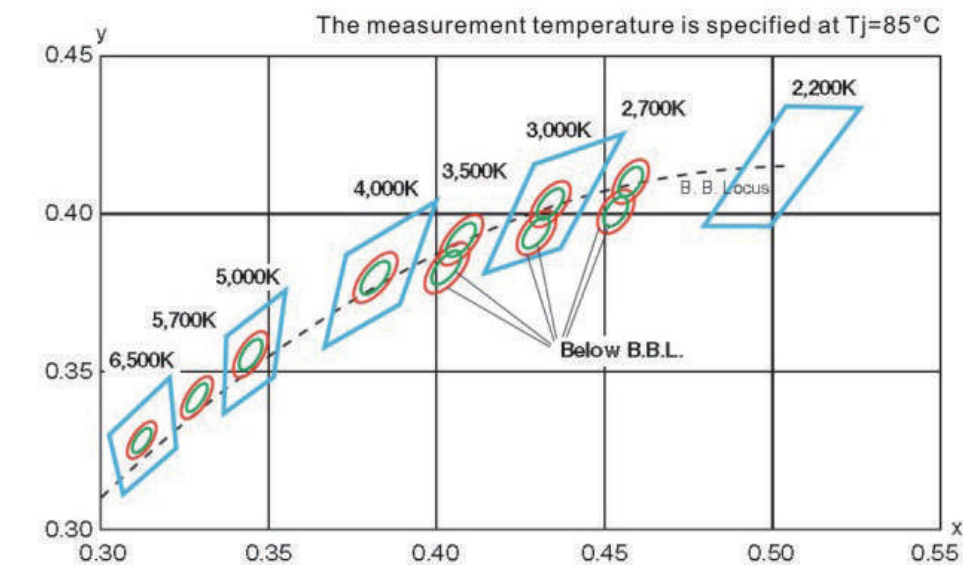
90 CRI Min.:2,700K,3,000K,3,500K,4,000K,5,700K

### Below B.B.L

90 CRI Min.:2,700K,3,000K,3,500K

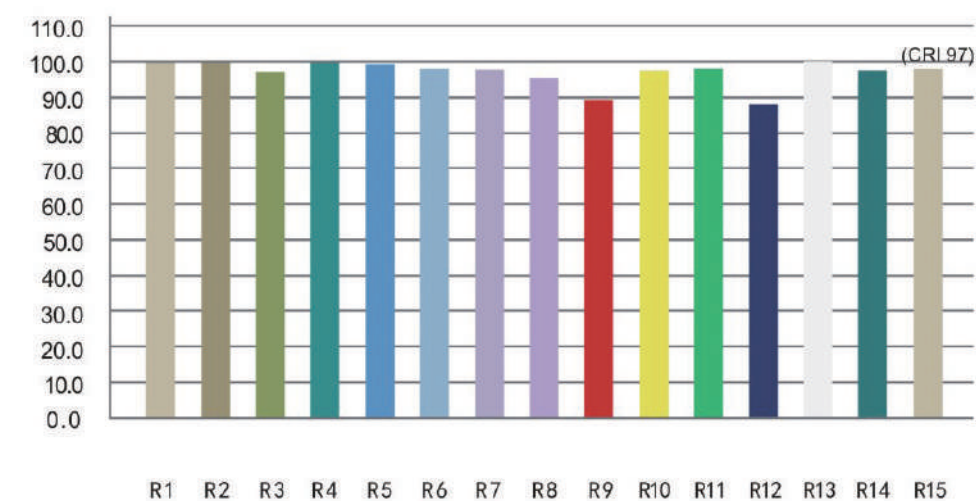
### Super High CRI

97 CRI Typ.:2,700K,3,000K,4,000K



Explanatory notes | — 2-step Macadam ellipse — 3-step Macadam ellipse — ANSI 7-step quad  
\*2-step/3-step Macadam ellipse is based on ANSI 7-step quadrangle

## Full Spectrum



## Fashion

In clothes shops, light is a decisive factor in helping customers browse, choose, buy and afterwards, remember fondly the shopping experience. They may not be able to explain what it was that enchanted them, but we know: it's the light. Because in retail, the way you showcase items, the visual part of the experience, is one of the most important things.

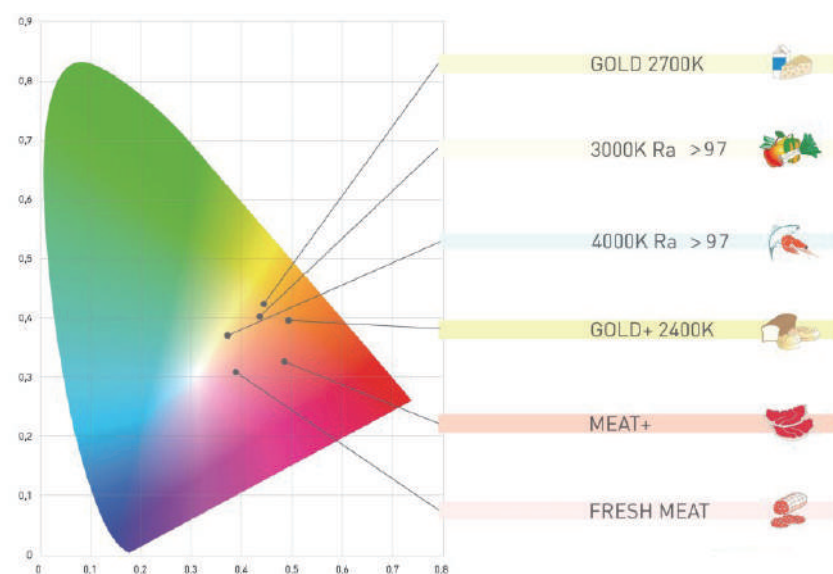
For Powerstar special color has a very high color rendering index (95) which makes it suitable to render the true texture and shade of every piece of fabric. It also has zero UV emissions, a huge advantage in the fashion business, since the lack of UV rays prevents discoloration and fading.





## Fresh Food

- 1 . Energy saving , NO UV & proper light explosion Keep food safe from discoloration & degradation.
- 2 . Influence buying beha.
- 3 . Enhance the value perception of both merchandise and store brand.
- 4 . Improve customer experience.
- 5 . Increase revenue and productivity.



## Fresh Food

Light with special color can deliver an amazing customer experience, and customer experience delivers revenues for your business.



Special color enhances the natural shadow of fruits and vegetables which makes them fresh at first sight.



Special color can enhance the redness and freshness of the meat products. Especially it can raise the contrast between red and white. It also brings out the red the pink hues even if the frozen meat packed in protective transparent film.



Special color brings out the appetizing redness of the flesh and cool sheen of the skin, which makes as if it was just caught.



Special color enhances the yellow shadow of bakery products, which makes it look particularly appealing and crisp as if just taken out of the oven.



---

## Car showrooms

Special color with CRI95 makes the car looking more metal feeling, fashion and luxury.



---

## Exhibition

This LED module offers the high quality of light required for displaying high value exhibits.





## LED Track Light Series



*A variety of combinations  
arbitrary collocation*



### FREE COMBINATION

Free combination, collocation

Unlimited creative space

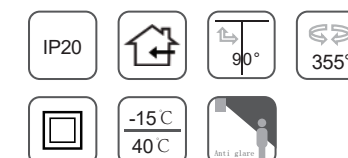
The world of light, we need the new doctrine





## LED Commercial Lighting

- Designed for modern office and commercial places.
- Lamps with multiple combinations and random replacement present an unimaginable creative space (60 ° ~ 270 ° shape splicing).
- Dimmable (1% ~ 100%); Changeable CCT (2700k-6500k).
- CRI 90 95 97.
- There are reasonable solutions for ceiling, recessed, hanging wire and suspender installation.
- Realize overall, single lamp grouping intelligent control; Intelligently controlled lighting better interprets illuminationism.





# 11

## LED TRACK LIGHT


Aurora Series



Light up your business

### LED TRACK LIGHT

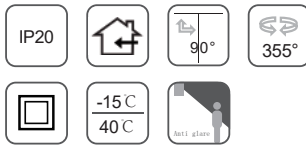
#### Aurora Series



Model	Power	CRI	Beam Angle	System efficacy (lm/w)	System flux (lm)	Dimming	
PS-TL30/ 35C93DMX	30W	83/92	15°	90	2700	0-10V	
			24°			Dali	
	35W		38°	90	3150	BLE	
				60°			

#### Product information


Input Voltage:	AC220-240V,50/60Hz
CCT:	2700/3000/3500/4000/5000K
Material:	ALU
Track:	1phase/3phase
PF:	>0.9
UGR:	<19
SDCM:	<3
THD:	<15
LED efficacy(lm/w):	180
Optics:	Reflector
Warranty:	5 years
LED Chip	CITIZEN LUMINUS CREE
LED Driver	TRIDONIC PHILIPS OSRAM E&E





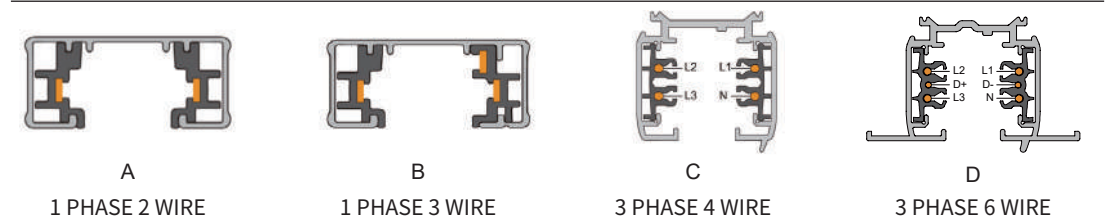


- 1 . Potentiometer
- 2 . Triac
- 3 . Dali
- 4 . 0-10V
- 5 . 2 . 4G
- 6 . WIFI
- 7 . Bluetooth mesh
- 8 . CCT Changeable
- 9 . Tuya



COMPATIBLE RAIL BRAND:  
GLOBAL/EUTRAC/NUCO/IVELA/STAFF/NORLUX

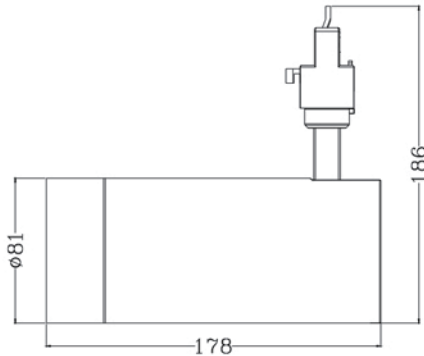
#### Rail system





LED TRACK LIGHT

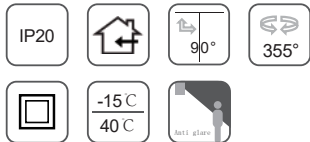
Hima Series



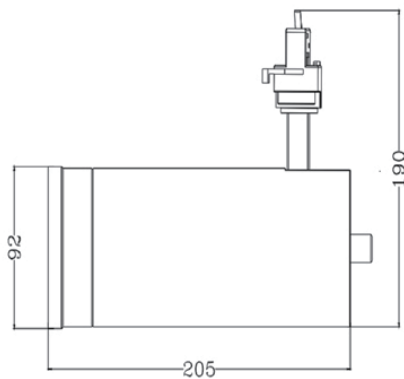
Model	Power	CRI	Beam Angle	System efficacy (lm/w)	System flux (lm)	Dimming
PS-TL20A81Z	20W	83/92	15° – 60°	90	1800	0-10V
PS-TL25A81Z	25W			90	2250	Dali BLE

Product information

Input Voltage:	AC220-240V,50/60Hz
CCT:	2700/3000/3500/4000/5000K
Material:	ALU
Track:	1phase/3phase
PF:	>0.9
UGR:	<15
SDCM:	<3
THD:	<15
LED efficacy(lm/w):	150
Optics:	Lens
Warranty:	5 years
LED Chip	CITIZEN LUMINUS CREE
LED Driver	TRIDONIC PHILIPS OSRAM E•KE



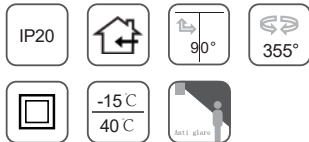
Hima Series



Model	Power	CRI	Beam Angle	System efficacy (lm/w)	System flux (lm)	Dimming
PS-TL30A92Z	30W	83/92	15° – 60°	90	2700	0-10V Dali BLE

Product information

Input Voltage:	AC220-240V,50/60Hz
CCT:	2700/3000/3500/4000/5000K
Material:	ALU
Track:	1phase/3phase
PF:	>0.9
UGR:	<15
SDCM:	<3
THD:	<15
LED efficacy(lm/w):	150
Optics:	Lens
Warranty:	5 years
LED Chip	CITIZEN LUMINUS CREE
LED Driver	TRIDONIC PHILIPS OSRAM E•KE





# 17

## LED TRACK LIGHT


Peking Series



Light up your business

### LED TRACK LIGHT

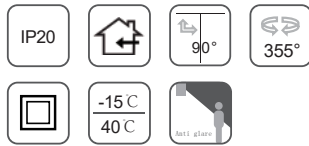
#### Peking Series



Model	Power	CRI	Beam Angle	System efficacy (lm/w)	System flux (lm)	Dimming
PS-TL7/10A60	7W	83/92	24°	100	700	0-10V
	10W		38°	100	1000	Dali
			60°			BLE

#### Product information

Input Voltage:	AC220-240V,50/60Hz
CCT:	2700/3000/3500/4000/5000K
Material:	ALU
Track:	1phase/3phase
PF:	>0.9
UGR:	<15
SDCM:	<3
THD:	<15
LED efficacy(lm/w):	150
Optics:	Lens
Warranty:	5 years
LED Chip	CITIZEN LUMINUS CREE
LED Driver	TRIDONIC PHILIPS OSRAM E&E





LED TRACK LIGHT

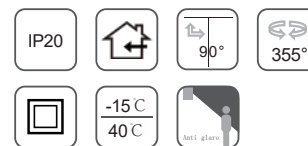
## Peking Series



Model	Power	CRI	Beam Angle	System efficacy (lm/w)	System flux (lm)	Dimming
PS-TL20A80H 20W	83/92		24°	150	3000	0-10V
			38°			Dali
PS-TL25A80H 25W			60°			BLE

### Product information

Input Voltage:	AC220-240V,50/60Hz
CCT:	2700/3000/3500/4000/5000K
Material:	ALU
Track:	1phase/3phase
PF:	>0.9
UGR:	<19
SDCM:	<3
THD:	<15
LED efficacy(lm/w):	180
Optics:	Reflector
Warranty:	5 years
LED Chip	CITIZEN LUMINUS CREE
LED Driver	TRIDONIC PHILIPS OSRAM E-KE



LED TRACK LIGHT

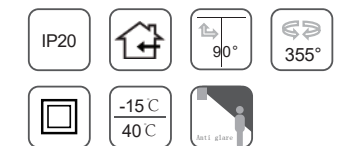
## Peking Series



Model	Power	CRI	Beam Angle	System efficacy (lm/w)	System flux (lm)	Dimming
PS-TL30A90H1 30W	83/92		20°	150	4500	0-10V
			30°			Dali
PS-TL35A90H1 35W			45°			BLE
			60°			

### Product information

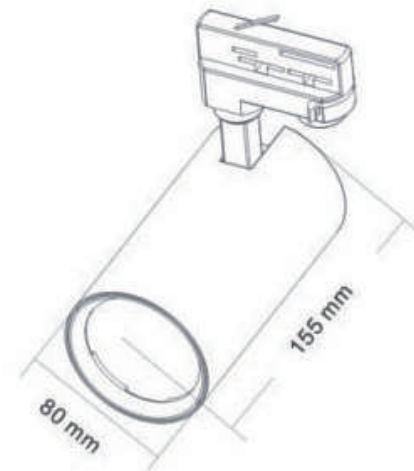
Input Voltage:	AC220-240V,50/60Hz
CCT:	2700/3000/3500/4000/5000K
Material:	ALU
Track:	1phase/3phase
PF:	>0.9
UGR:	<19
SDCM:	<3
THD:	<15
LED efficacy(lm/w):	180
Optics:	Reflector
Warranty:	5 years
LED Chip	CITIZEN LUMINUS CREE
LED Driver	TRIDONIC PHILIPS OSRAM E-KE





LED TRACK LIGHT

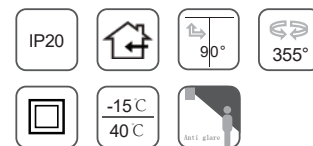
## Peking Series



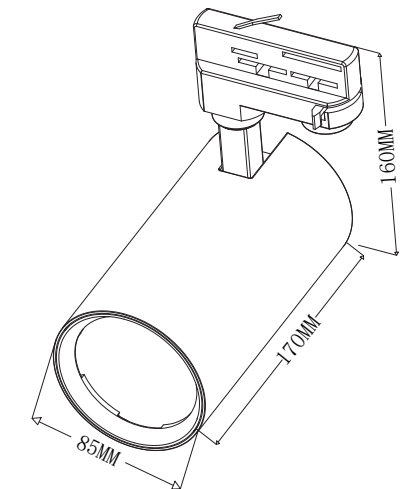
Model	Power	CRI	Beam Angle	System efficacy (lm/w)	System flux (lm)	Dimming
PS-TL20A80	20W	83/92	15°	110	2200	0-10V
			24°			Dali
PS-TL25A80	25W		38°			BLE
			60°			

### Product information

Input Voltage:	AC220-240V,50/60Hz
CCT:	2700/3000/3500/4000/5000K
Material:	ALU
Track:	1phase/3phase
PF:	>0.9
UGR:	<19
SDCM:	<3
THD:	<15
LED efficacy(lm/w):	150
Optics:	Reflector
Warranty:	5 years
LED Chip	CITIZEN LUMINUS CREE
LED Driver	TRIDONIC PHILIPS OSRAM E•KE



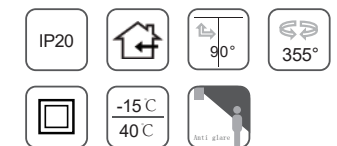
## Peking Series



Model	Power	CRI	Beam Angle	System efficacy (lm/w)	System flux (lm)	Dimming
PS-TL30A90	30W	83/92	15°	110	3300	0-10V
			24°			Dali
			38°			BLE
			60°			

### Product information

Input Voltage:	AC220-240V,50/60Hz
CCT:	2700/3000/3500/4000/5000K
Material:	ALU
Track:	1phase/3phase
PF:	>0.9
UGR:	<19
SDCM:	<3
THD:	<15
LED efficacy(lm/w):	150
Optics:	Reflector
Warranty:	5 years
LED Chip	CITIZEN LUMINUS CREE
LED Driver	TRIDONIC PHILIPS OSRAM E•KE





LED TRACK LIGHT

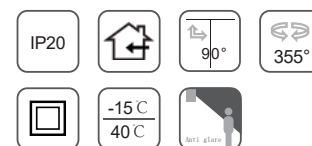
## Peking Series



Model	Power	CRI	Beam Angle	System efficacy (lm/w)	System flux (lm)	Dimming
PS-TL20D80	20W	83/92	15°	110	2200	0-10V
			24°			Dali
PS-TL25D80	25W		38°	110	2750	BLE
			60°			

### Product information

Input Voltage:	AC220-240V,50/60Hz
CCT:	2700/3000/3500/4000/5000K
Material:	ALU
Track:	1phase/3phase
UGR:	<15
PF:	>0.9
SDCM:	<3
THD:	<15
LED efficacy(lm/w):	150
Optics:	Lens
Warranty:	5 years
LED Chip	CITIZEN LUMINUS CREE
LED Driver	TRIDONIC PHILIPS OSRAM ENEC



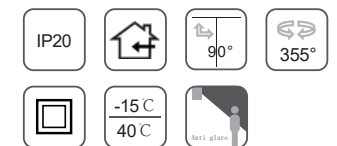
## Peking Series



Model	Power	CRI	Beam Angle	System efficacy (lm/w)	System flux (lm)	Dimming
PS-TL30A90	30W	83/92	15°	110	3300	0-10V
			24°			Dali
PS-TL35A90	35W		38°	110	3850	BLE
			60°			

### Product information

Input Voltage:	AC220-240V,50/60Hz
CCT:	2700/3000/3500/4000/5000K
Material:	ALU
Track:	1phase/3phase
PF:	>0.9
UGR:	<19
SDCM:	<3
THD:	<15
LED efficacy(lm/w):	150
Optics:	Reflector
Warranty:	5 years
LED Chip	CITIZEN LUMINUS CREE
LED Driver	TRIDONIC PHILIPS OSRAM ENEC





# 25

## LED TRACK LIGHT

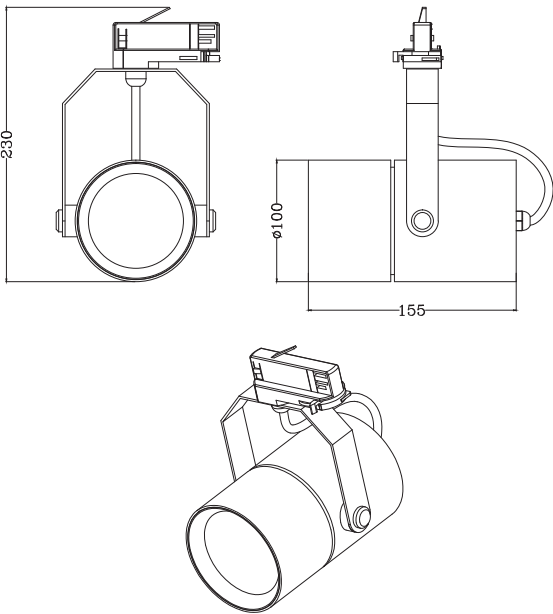
Kaia Series



Light up your business

### LED TRACK LIGHT


#### Kaia Series



Model	Power	CRI	Beam Angle	System efficacy (lm/w)	System flux (lm)	Dimming
PS-TL30F100	30W	83/92	15°	100	3000	0-10V
			24°			Dali
			38°			BLE
			60°			

#### Product information

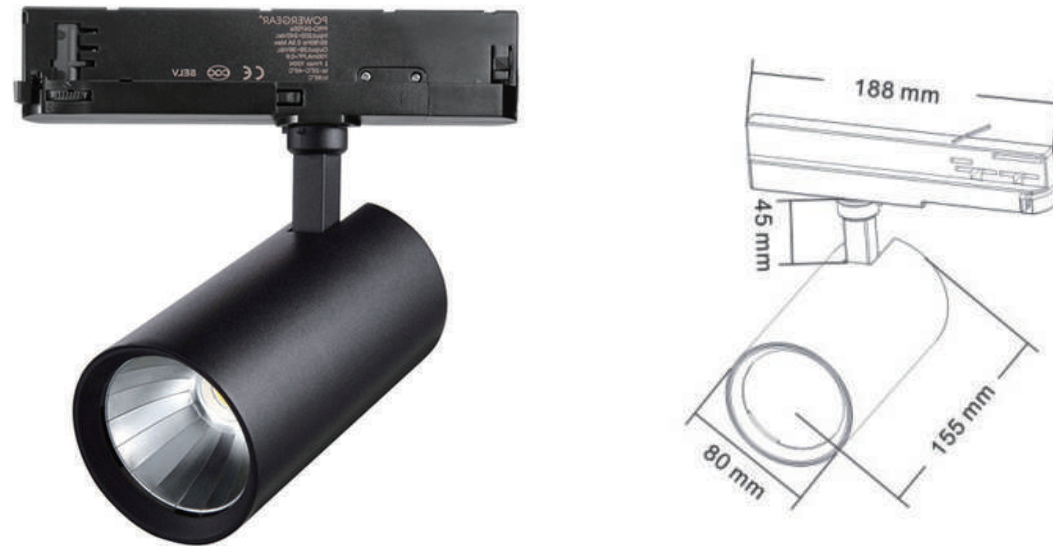
Input Voltage:	AC220-240V,50/60Hz
CCT:	2700/3000/3500/4000/5000K
Material:	ALU
Track:	1phase/3phase
PF:	>0.9
UGR:	<19
SDCM:	<3
THD:	<15
LED efficacy(lm/w):	150
Optics:	Reflector
Warranty:	5 years
LED Chip	CITIZEN LUMINUS CREE
LED Driver	TRIDONIC PHILIPS OSRAM EOXE





## LED TRACK LIGHT

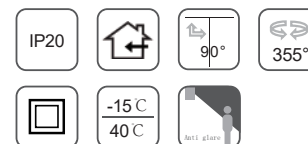
### Gope Series




Model	Power	CRI	Beam Angle	System efficacy (lm/w)	System flux (lm)	Dimming
PS-TL25I80H	25W		24°	150	3750	0-10V
PS-TL30I80H	30W	83/92	38°	150	4500	Dali
PS-TL35I80H	35W		60°	150	5250	BLE

#### Product information

Input Voltage:	AC220-240V,50/60Hz
CCT:	2700/3000/3500/4000/5000K
Material:	ALU
Track:	1phase/3phase
PF:	>0.9
UGR:	<19
SDCM:	<3
THD:	<15
LED efficacy(lm/w):	180
Optics:	Reflector
Warranty:	5 years
LED Chip	CITIZEN LUMINUS CREE
LED Driver	TRIDONIC PHILIPS OSRAM ENEC



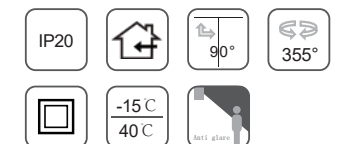
### Gope Series



Model	Power	CRI	Beam Angle	System efficacy (lm/w)	System flux (lm)	Dimming
PS-TL25I93H	25W		20°	150	3750	0-10V
PS-TL30I93H	30W	83/92	30°	150	4500	Dali
PS-TL35I93H	35W		45°	150	5250	BLE

#### Product information

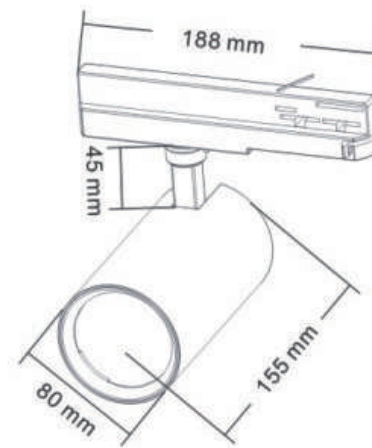
Input Voltage:	AC220-240V,50/60Hz
CCT:	2700/3000/3500/4000/5000K
Material:	ALU
Track:	1phase/3phase
PF:	>0.9
UGR:	<19
SDCM:	<3
THD:	<15
LED efficacy(lm/w):	180
Optics:	Reflector
Warranty:	5 years
LED Chip	CITIZEN LUMINUS CREE
LED Driver	TRIDONIC PHILIPS OSRAM ENEC





LED TRACK LIGHT

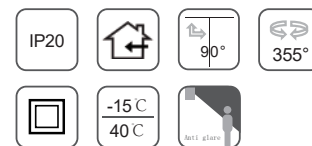
## Gope Series



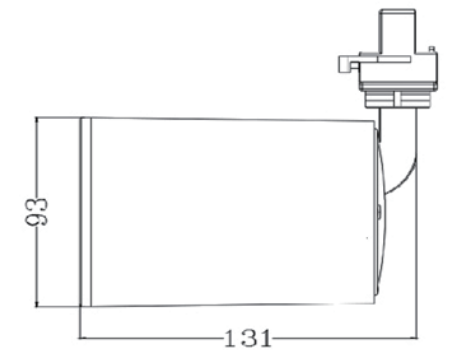
Model	Power	CRI	Beam Angle	System efficacy (lm/w)	System flux (lm)	Dimming
PS-TL30I80	30W	83/92	15°	110	3300	0-10V
			24°			Dali
PS-TL35I80	35W		38°	110	3850	BLE
			60°			

### Product information

Input Voltage:	AC220-240V,50/60Hz
CCT:	2700/3000/3500/4000/5000K
Material:	ALU
Track:	1phase/3phase
PF:	>0.9
UGR:	<19
SDCM:	<3
THD:	<15
LED efficacy(lm/w):	150
Optics:	Reflector
Warranty:	5 years
LED Chip	CITIZEN LUMINUS CREE
LED Driver	TRIDONIC PHILIPS OSRAM ENEC



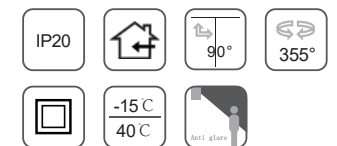
## Gope Series



Model	Power	CRI	Beam Angle	System efficacy (lm/w)	System flux (lm)	Dimming
PS-TL30I93	30W	83/92	15°	110	3300	0-10V
			24°			Dali
PS-TL35I93	35W		38°	110	3850	BLE
			60°			

### Product information

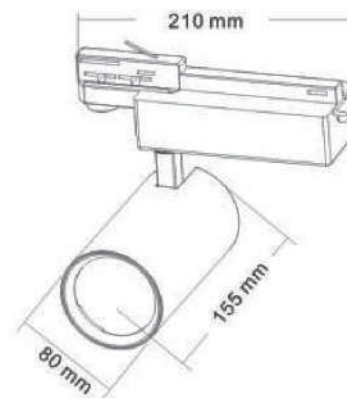
Input Voltage:	AC220-240V,50/60Hz
CCT:	2700/3000/3500/4000/5000K
Material:	ALU
Track:	1phase/3phase
PF:	>0.9
UGR:	<19
SDCM:	<3
THD:	<15
LED efficacy(lm/w):	150
Optics:	Reflector
Warranty:	5 years
LED Chip	CITIZEN LUMINUS CREE
LED Driver	TRIDONIC PHILIPS OSRAM ENEC





LED TRACK LIGHT

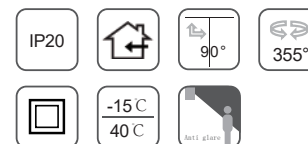
## Elma Series



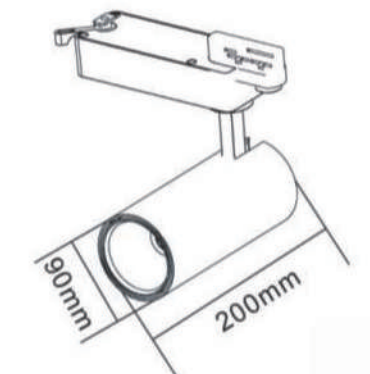
Model	Power	CRI	Beam Angle	System efficacy (lm/w)	System flux (lm)	Dimming
PS-TL30/35B80	30W	83/92	15°	110	3300	0-10V
			24°			Dali
	35W		38°		3850	BLE
			45°			
			60°			

### Product information

Input Voltage:	AC220-240V,50/60Hz
CCT:	2700/3000/3500/4000/5000K
Material:	ALU
Track:	1phase/3phase
PF:	>0.9
UGR:	<19
SDCM:	<3
THD:	<15
LED efficacy(lm/w):	180
Optics:	Reflector
Warranty:	5 years
LED Chip	CITIZEN LUMINUS CREE
LED Driver	TRIDONIC PHILIPS OSRAM EOXE



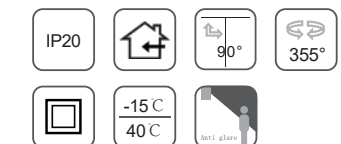
## Elma Series



Model	Power	CRI	Beam Angle	System efficacy (lm/w)	System flux (lm)	Dimming
PS-TL30/40/50B90	30W	83/92	15°	110	3300	0-10V
	40W		24°		4400	Dali
			38°			BLE
			60°			
	50W				5500	

### Product information

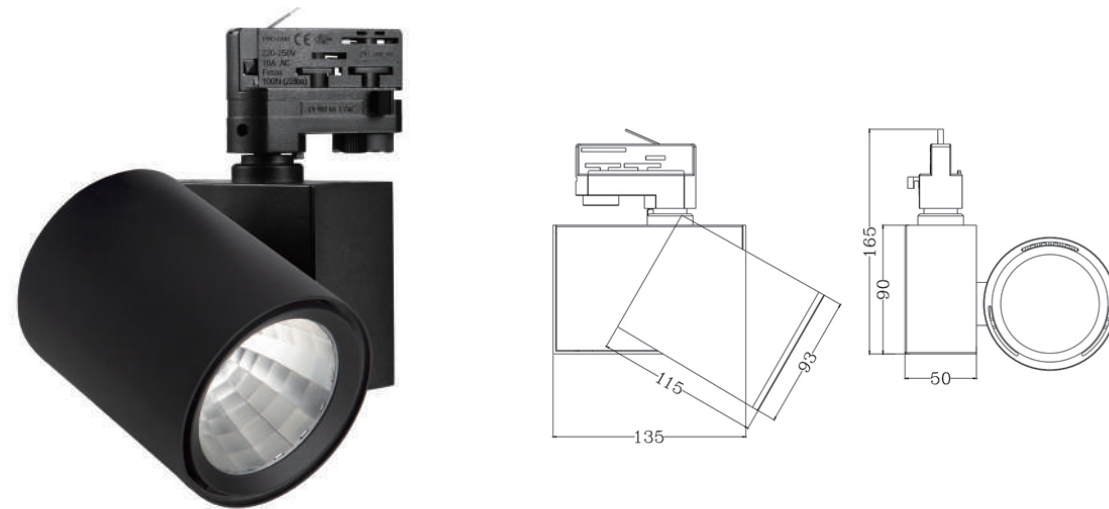
Input Voltage:	AC220-240V,50/60Hz
CCT:	2700/3000/3500/4000/5000K
Material:	ALU
Track:	1phase/3phase
PF:	>0.9
UGR:	<19
SDCM:	<3
THD:	<15
LED efficacy(lm/w):	150
Optics:	Reflector
Warranty:	5 years
LED Chip	CITIZEN LUMINUS CREE
LED Driver	TRIDONIC PHILIPS OSRAM EOXE





LED TRACK LIGHT

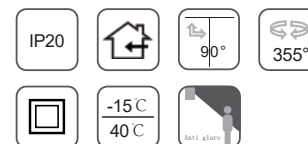
## Iraqis Series



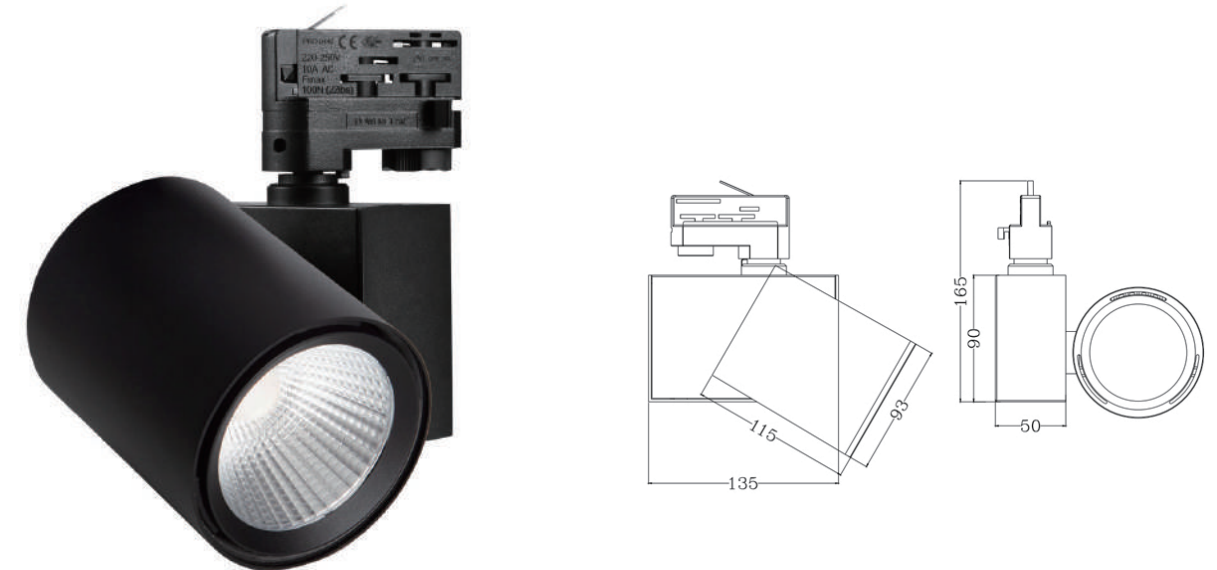
Model	Power	CRI	Beam Angle	System efficacy (lm/w)	System flux (lm)	Dimming
PS-TL30C93H	30W	83/92	20°	150	4500	0-10V
			30°			Dali
PS-TL35C93H	35W	83/92	45°	150	5250	BLE
			60°			

### Product information

Input Voltage:	AC220-240V,50/60Hz
CCT:	2700/3000/3500/4000/5000K
Material:	ALU
Track:	1phase/3phase
PF:	>0.9
UGR:	<19
SDCM:	<3
THD:	<15
LED efficacy(lm/w):	180
Optics:	Reflector
Warranty:	5 years
LED Chip	CITIZEN LUMINUS CREE
LED Driver	TRIDONIC PHILIPS OSRAM ENEC



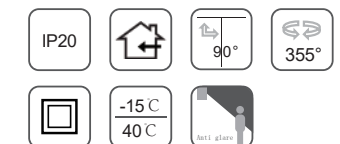
## Iraqis Series



Model	Power	CRI	Beam Angle	System efficacy (lm/w)	System flux (lm)	Dimming
PS-TL30C93	30W	83/92	15°	110	3300	0-10V
			24°			Dali
PS-TL35C93	35W		38°			BLE
PS-TL40C93	40W		60°	110	4400	

### Product information

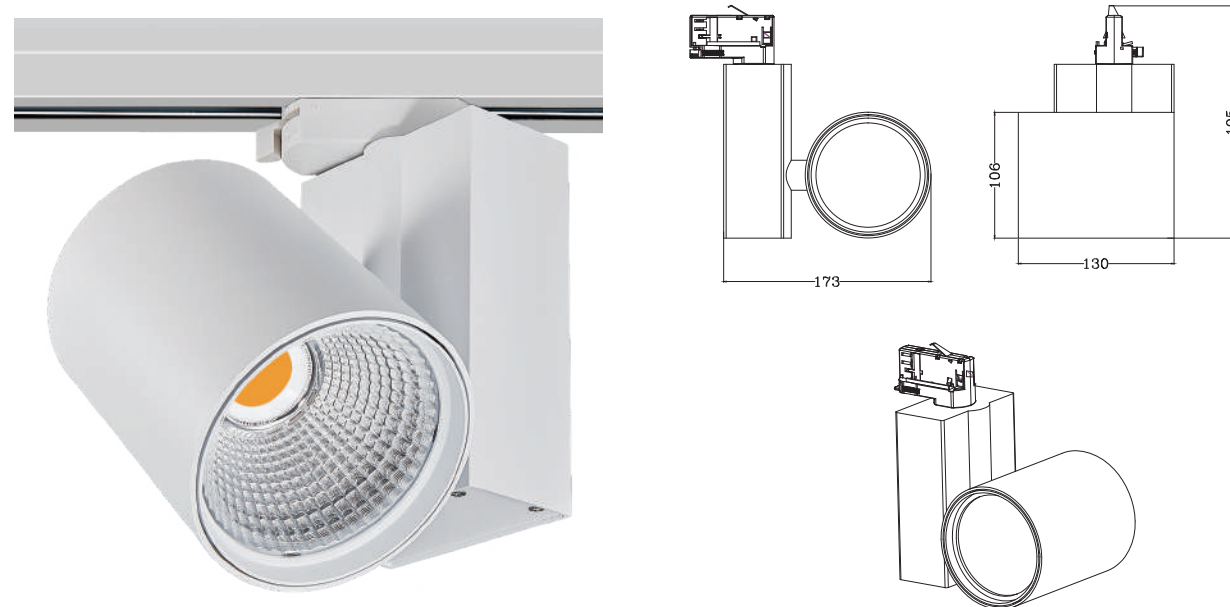
Input Voltage:	AC220-240V,50/60Hz
CCT:	2700/3000/3500/4000/5000K
Material:	ALU
Track:	1phase/3phase
PF:	>0.9
UGR:	<19
SDCM:	<3
THD:	<15
LED efficacy(lm/w):	150
Optics:	Reflector
Warranty:	5 years
LED Chip	CITIZEN LUMINUS CREE
LED Driver	TRIDONIC PHILIPS OSRAM ENEC





LED TRACK LIGHT

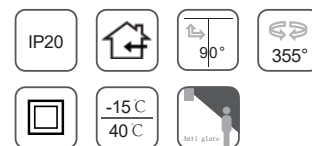
## Iraqis Series




Model	Power	CRI	Beam Angle	System efficacy (lm/w)	System flux (lm)	Dimming
PS-TL50C106	50W	83/92	15°	110	5500	0-10V
			24°			Dali
			36°			BLE
			60°			

### Product information

Input Voltage:	AC220-240V,50/60Hz
CCT:	2700/3000/3500/4000/5000K
Material:	ALU
Track:	1phase/3phase
PF:	>0.9
UGR:	<19
SDCM:	<3
THD:	<15
LED efficacy(lm/w):	150
Optics:	Reflector
Warranty:	5 years
LED Chip	CITIZEN LUMINUS CREE
LED Driver	TRIDONIC PHILIPS OSRAM ENEC



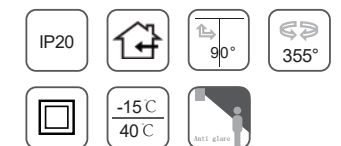
## Sarah Series



Model	Power	CRI	Beam Angle	System efficacy (lm/w)	System flux (lm)	Dimming
PS-TL20E74	20W	83/92	24°	100	2000	0-10V
			36°			Dali
						BLE

### Product information

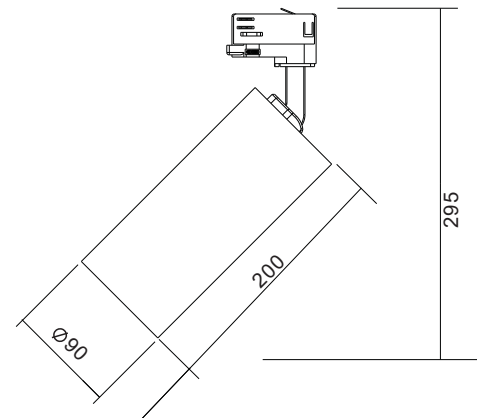
Input Voltage:	AC220-240V,50/60Hz
CCT:	2700/3000/3500/4000/5000K
Material:	ALU
Track:	1phase/3phase
PF:	>0.9
UGR:	<19
SDCM:	<3
THD:	<15
LED efficacy(lm/w):	150
Optics:	Reflector
Warranty:	5 years
LED Chip	CITIZEN LUMINUS CREE
LED Driver	TRIDONIC PHILIPS OSRAM ENEC





LED TRACK LIGHT

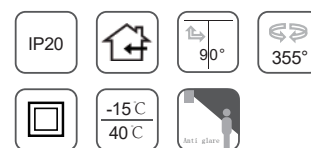
## Sarah Series



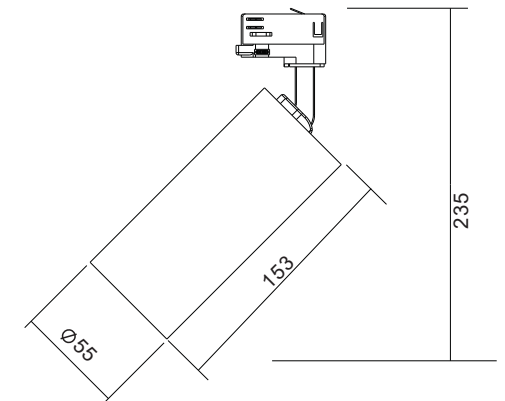
Model	Power	CRI	Beam Angle	System efficacy (lm/w)	System flux (lm)	Dimming
PS-TL30E90	30W	83/92	15°	100	3000	0-10V
			24°			Dali
			36°			BLE
			45°			

### Product information

Input Voltage:	AC220-240V,50/60Hz
CCT:	2700/3000/3500/4000/5000K
Material:	ALU
Track:	1phase/3phase
PF:	>0.9
UGR:	<19
SDCM:	<3
THD:	<15
LED efficacy(lm/w):	150
Optics:	Reflector
Warranty:	5 years
LED Chip	CITIZEN LUMINUS CREE
LED Driver	TRIDONIC PHILIPS OSRAM EOXE



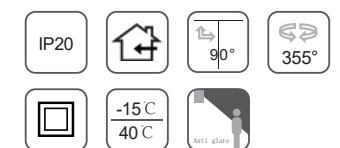
## Sarah Series



Model	Power	CRI	Beam Angle	System efficacy (lm/w)	System flux (lm)	Dimming
PS-TL10E55	10W	83/92	12°	100	1000	0-10V
			24°			Dali
			45°			BLE

### Product information

Input Voltage:	AC220-240V,50/60Hz
CCT:	2700/3000/3500/4000/5000K
Material:	ALU
Track:	1phase/3phase
PF:	>0.9
UGR:	<19
SDCM:	<3
THD:	<15
LED efficacy(lm/w):	150
Optics:	Reflector
Warranty:	5 years
LED Chip	CITIZEN LUMINUS CREE
LED Driver	TRIDONIC PHILIPS OSRAM EOXE



# 39

## LED LINEAR TRACK LIGHT

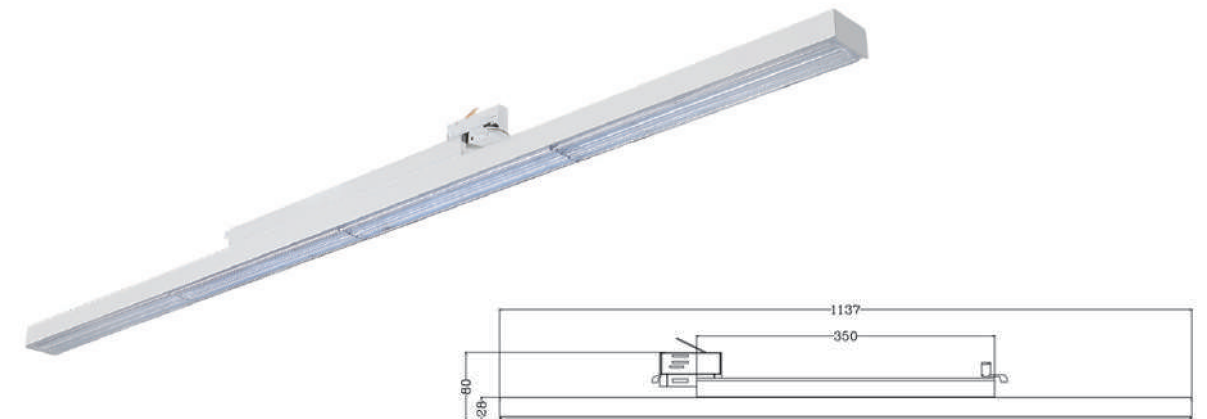
Milan Series



Light up your business

LED LINEAR TRACK LIGHT

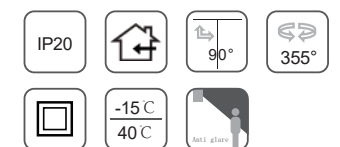
### Milan Series



Model	Power	CRI	Beam Angle	System efficacy (lm/w)	System flux (lm)	Dimming
PS-TL60L46	60W	83/92	60°- 90°	100	6000	0-10V Dali BLE

#### Product information

Input Voltage:	AC220-240V,50/60Hz
CCT:	2700/3000/3500/4000/5000K
Material:	ALU
Track:	1phase/3phase
PF:	>0. 9
UGR:	<19
SDCM:	<3
THD:	<15
LED efficacy(lm/w):	150
Optics:	Lens
Warranty:	5 years
LED Chip	CITIZEN LUMINUS CREE
LED Driver	TRIDONIC PHILIPS OSRAM E&E





LED LINEAR TRACK LIGHT

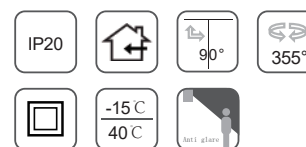
## Lund Series



Model	Power	CRI	Beam Angle	System efficacy (lm/w)	System flux (lm)	Dimming
PS-TL20L31	20W	83/92	120°	100	2000	0-10V
PS-TL30L31	30W				3000	Dali BLE


### Product information

Input Voltage:	AC220-240V,50/60Hz
CCT:	2700/3000/3500/4000/5000K
Material:	ALU
Track:	1phase/3phase
PF:	>0.9
UGR:	<19
SDCM:	<3
THD:	<15
LED efficacy(lm/w):	150
Optics:	Diffuser
Warranty:	5 years
LED Chip	CITIZEN LUMINUS CREE
LED Driver	TRIDONIC PHILIPS OSRAM E&E



LED LINEAR TRACK LIGHT

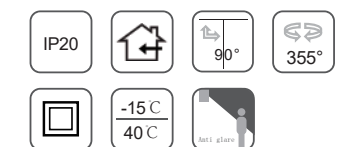
## Vienna Series



Model	Power	CRI	Beam Angle	System efficacy (lm/w)	System flux (lm)	Dimming
PS-TL40L45	40W	83/92	60°- 90°	100	4000	0-10V Dali BLE


### Product information

Input Voltage:	AC220-240V,50/60Hz
CCT:	2700/3000/3500/4000/5000K
Material:	ALU
Track:	1phase/3phase
PF:	>0.9
UGR:	<19
SDCM:	<3
THD:	<15
LED efficacy(lm/w):	150
Optics:	Lens/pc cover
Warranty:	5 years
LED Chip	CITIZEN LUMINUS CREE
LED Driver	TRIDONIC PHILIPS OSRAM E&E



LED Track Panel Light

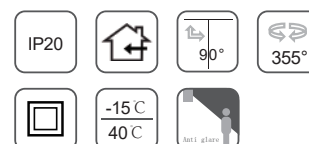
## Aden Series



Model	Power	CRI	Beam Angle	System efficacy (lm/w)	System flux (lm)	Dimming
PS-TPL50W	50W	83/92	60°/ 90°	100	5000	0-10V Dali BLE

### Product information

Input Voltage:	AC220-240V,50/60Hz
CCT:	2700/3000/3500/4000/5000K
Material:	ALU
Track:	1phase/3phase
PF:	>0.9
UGR:	<19
SDCM:	<3
THD:	<15
LED efficacy(lm/w):	150
Optics:	Lens
Warranty:	5 years
LED Chip	CITIZEN LUMINUS CREE
LED Driver	TRIDONIC PHILIPS OSRAM ENEC



LED Track Panel Light

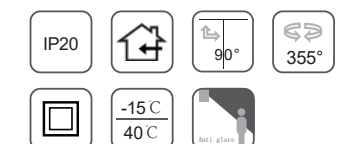
## Aden Series



Model	Power	CRI	Beam Angle	System efficacy (lm/w)	System flux (lm)	Dimming
PS-TPL75W	75W	83/92	60°/ 90°	100	7500	0-10V Dali BLE

### Product information

Input Voltage:	AC220-240V,50/60Hz
CCT:	2700/3000/3500/4000/5000K
Material:	ALU
Track:	1phase/3phase
PF:	>0.9
UGR:	<19
SDCM:	<3
THD:	<15
LED efficacy(lm/w):	150
Optics:	Lens
Warranty:	5 years
LED Chip	CITIZEN LUMINUS CREE
LED Driver	TRIDONIC PHILIPS OSRAM ENEC





# 45

## SHAPEABLE LED TRACK LIGHT

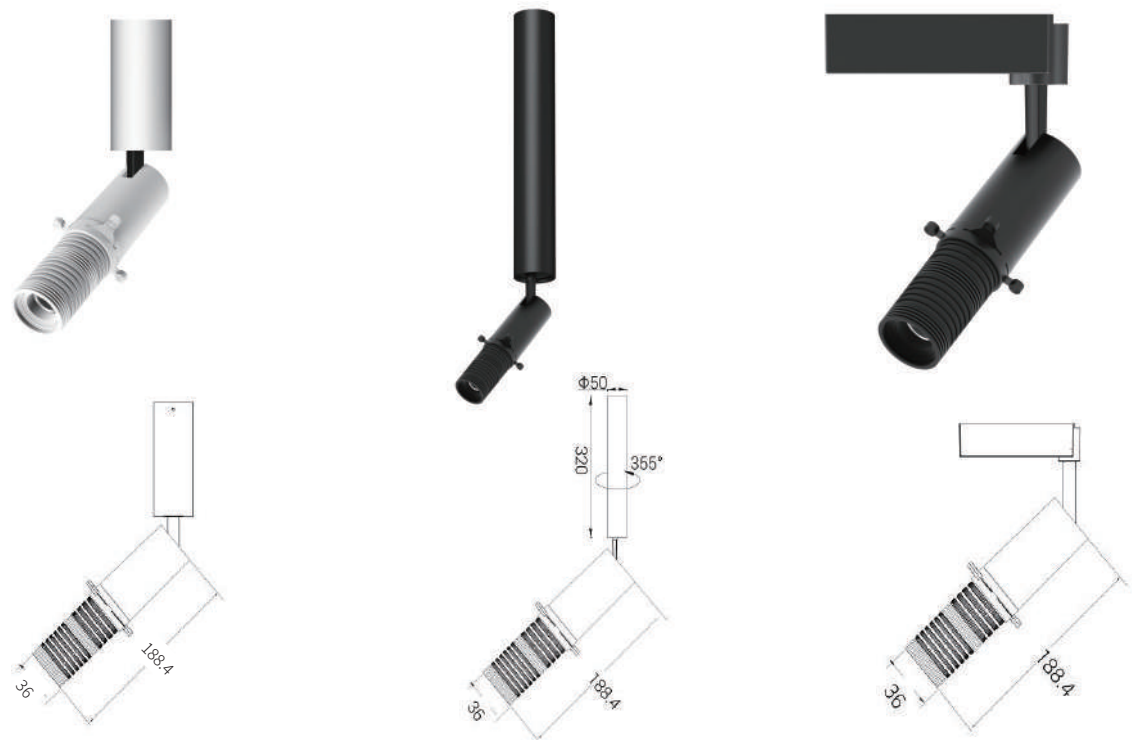
Lecea Series



Light up your business

shapeable led track light


### Lecea Series



Model	Power	CRI	Beam Angle	System efficacy (lm/w)	System flux (lm)	Dimming
PS-LS8E1	8W	83/92	15°	80	640	0-10V Dali BLE
PS-LS8E2			24°			
PS-LS8E3			36°			

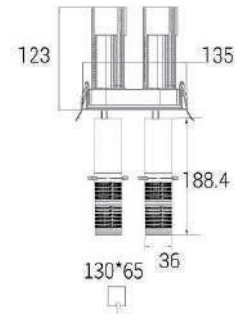
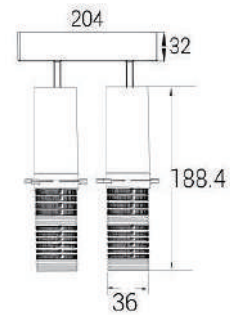
#### Product information

Input Voltage:	AC220-240V,50/60Hz
CCT:	2700/3000/3500/4000/5000K
Material:	ALU
PF:	>0. 9
UGR:	<19
SDCM:	<3
THD:	<15
LED efficacy(lm/w):	150
Optics:	Reflector
Warranty:	5 years
LED Chip	CITIZEN LUMINUS CREE
LED Driver	TRIDONIC PHILIPS OSRAM EOXE



shapeable led track light

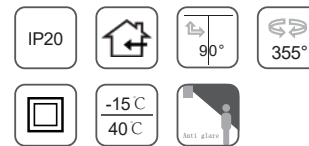
## Lecea Series



Model	Power	CRI	Beam Angle	System efficacy (lm/w)	System flux (lm)	Dimming
PS-LS2*8E3	2*8W	83/92	15°	80	640	0-10V
PS-LS2*8E4			24°			Dali
			36°			BLE

### Product information


Input Voltage:	AC220-240V,50/60Hz
CCT:	2700/3000/3500/4000/5000K
Material:	ALU
PF:	>0.9
UGR:	<19
SDCM:	<3
THD:	<15
LED efficacy(lm/w):	150
Optics:	Reflector
Warranty:	5 years
LED Chip	CITIZEN LUMINUS CREE
LED Driver	TRIDONIC PHILIPS OSRAM EOXE




## Lecea Series

shapeable led track light


### Light spot effect




A square




A rectangle




The diamond



triangle



trapezoidal



circular

### 安装方式 Installation



A  
嵌入式安装  
FLUSH MOUNTING



B  
吸顶安装  
CEILING INSTALLATION

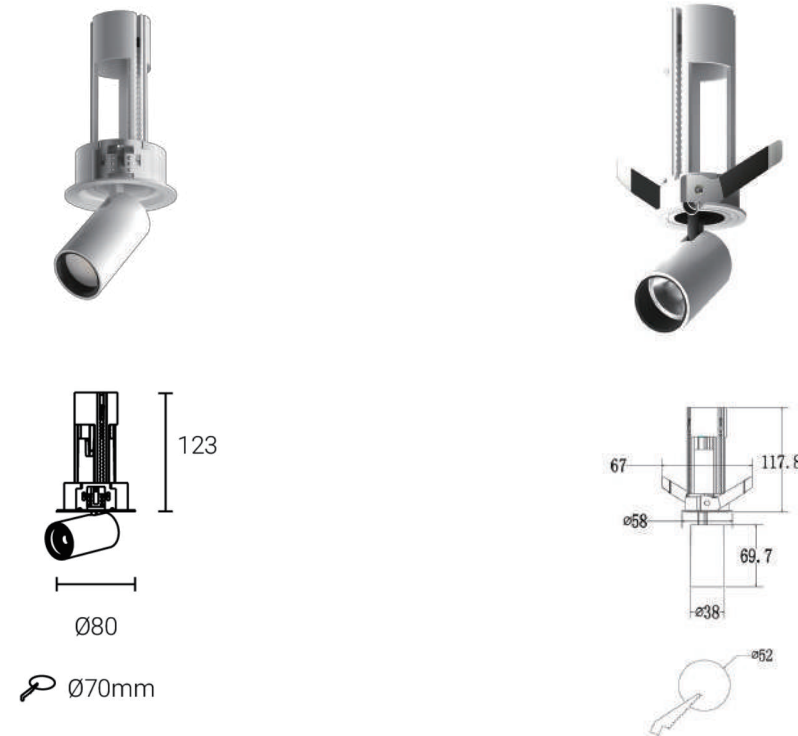


C  
吊线安装  
PENDANT



LED DOWNLIGHT

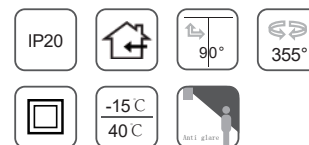
## Lecea Series



Model	Power	CRI	Beam Angle	System efficacy (lm/w)	System flux (lm)	Dimming
PS-LS6E5	6W	83/92	12°	90	540	0-10V
PS-LS6E6			24°		540	Dali
			38°			BLE

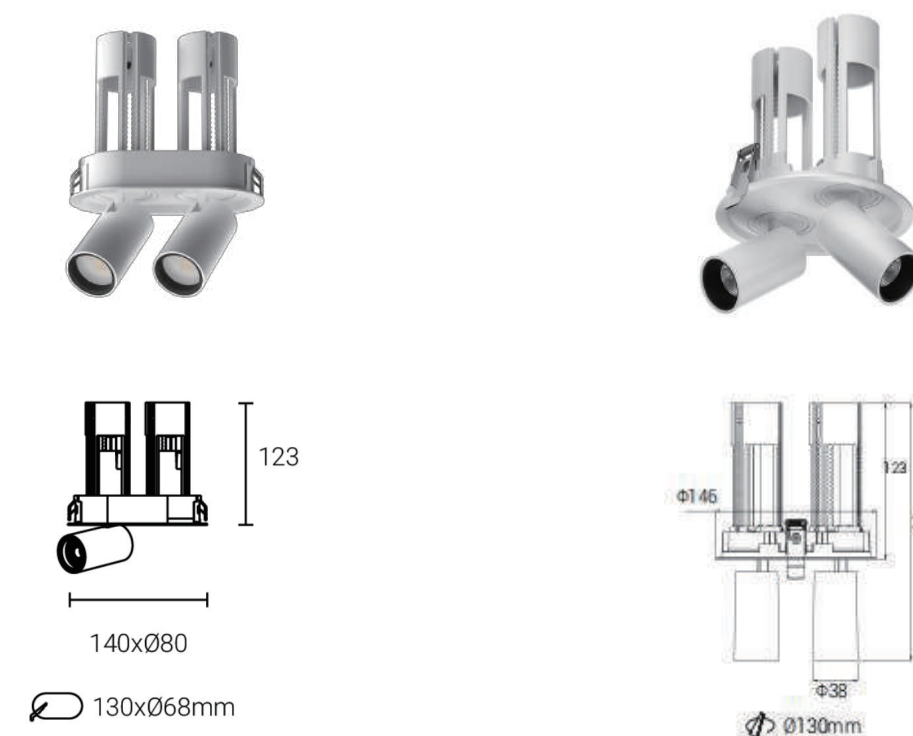
### Product information

Input Voltage:	AC220-240V,50/60Hz
CCT:	2700/3000/3500/4000/5000K
Material:	ALU
PF:	>0. 9
UGR:	<19
SDCM:	<3
THD:	<15
LED efficacy(lm/w):	150
Optics:	Reflector
Warranty:	5 years
LED Chip	CITIZEN
LED Driver	TRIDONIC



LED DOWNLIGHT

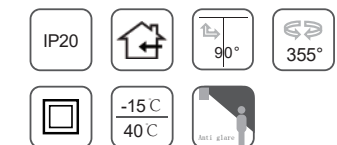
## Lecea Series



Model	Power	CRI	Beam Angle	System efficacy (lm/w)	System flux (lm)	Dimming
PS-LS2*6E5	2*6W	83/92	12°	90	1080	0-10V
PS-LS2*6E5A			24°		1080	Dali
			38°			BLE

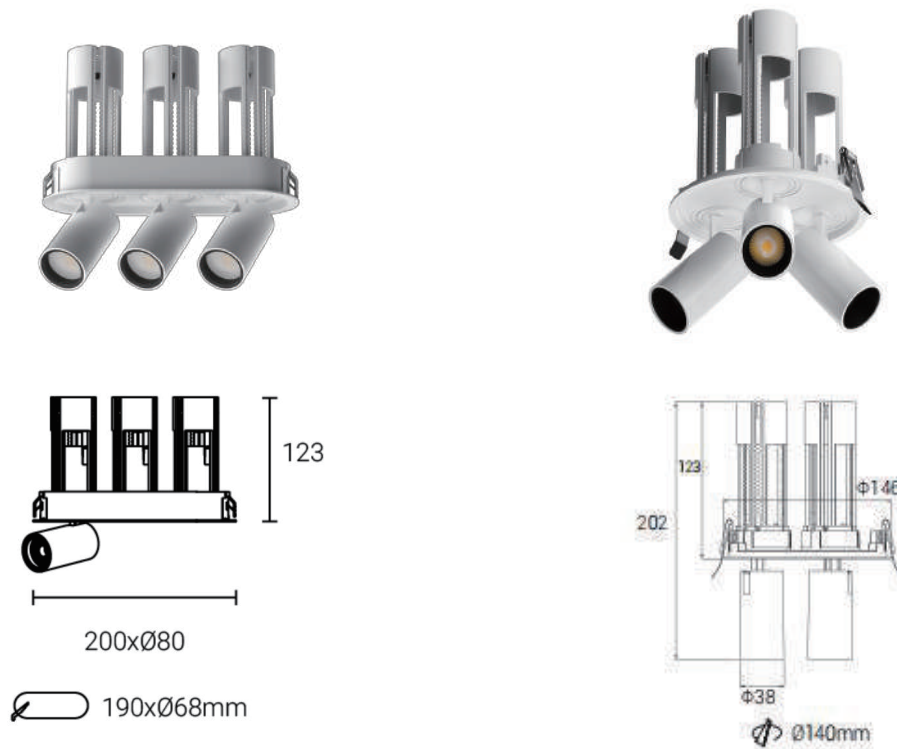
### Product information

Input Voltage:	AC220-240V,50/60Hz
CCT:	2700/3000/3500/4000/5000K
Material:	ALU
PF:	>0. 9
UGR:	<19
SDCM:	<3
THD:	<15
LED efficacy(lm/w):	150
Optics:	Reflector
Warranty:	5 years
LED Chip	CITIZEN
LED Driver	TRIDONIC



## LED DOWNLIGHT

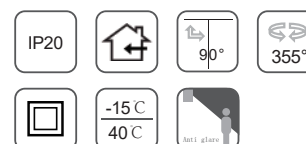
### Lecea Series



Model	Power	CRI	Beam Angle	System efficacy (lm/w)	System flux (lm)	Dimming
PS-LS3*6E5	3*6W	83/92	12°	90	1620	0-10V
PS-LS3*6E5A			24°		1620	Dali
			38°			BLE

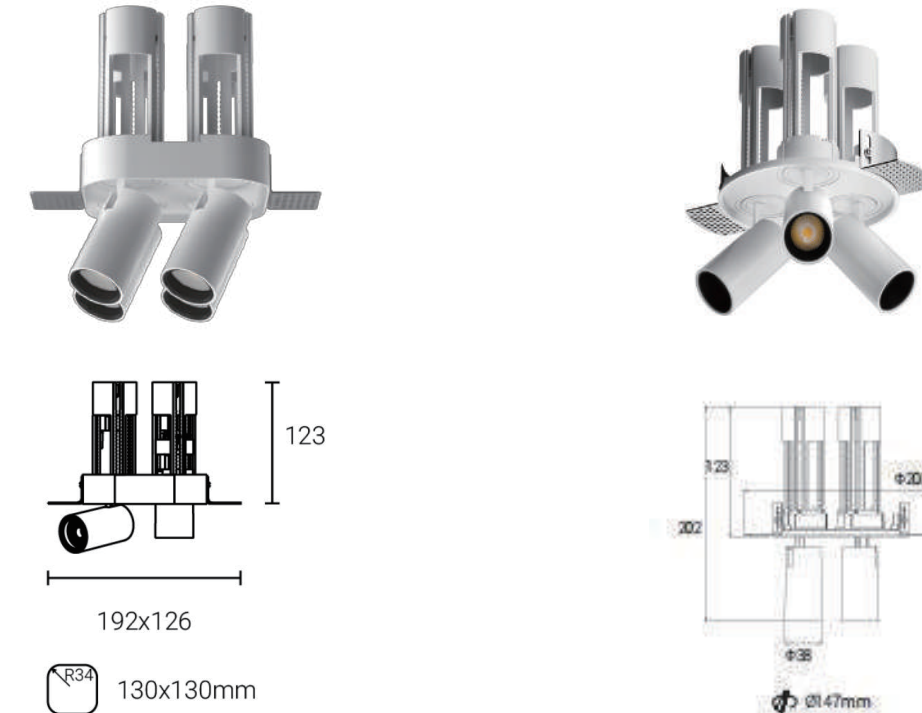
#### Product information

Input Voltage:	AC220-240V,50/60Hz
CCT:	2700/3000/3500/4000/5000K
Material:	ALU
PF:	>0. 9
UGR:	<19
SDCM:	<3
THD:	<15
LED efficacy(lm/w):	150
Optics:	Reflector
Warranty:	5 years
LED Chip	CITIZEN
LED Driver	TRIDONIC



## LED DOWNLIGHT

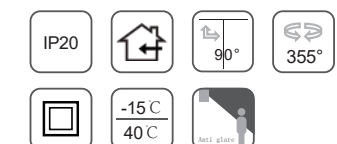
### Lecea Series



Model	Power	CRI	Beam Angle	System efficacy (lm/w)	System flux (lm)	Dimming
PS-LS4*6E5	4*6W	83/92	12°	90	2160	0-10V
PS-LS4*6E5A			24°		2160	Dali
			38°			BLE

#### Product information

Input Voltage:	AC220-240V,50/60Hz
CCT:	2700/3000/3500/4000/5000K
Material:	ALU
PF:	>0. 9
UGR:	<19
SDCM:	<3
THD:	<15
LED efficacy(lm/w):	150
Optics:	Reflector
Warranty:	5 years
LED Chip	CITIZEN
LED Driver	TRIDONIC





# 53

## LED DOWNLIGHT

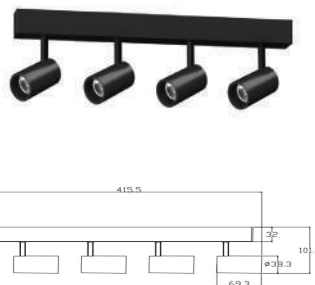
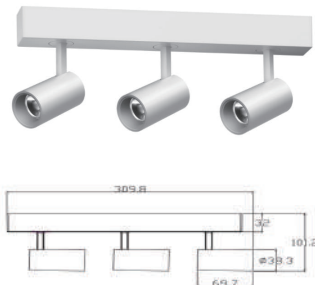
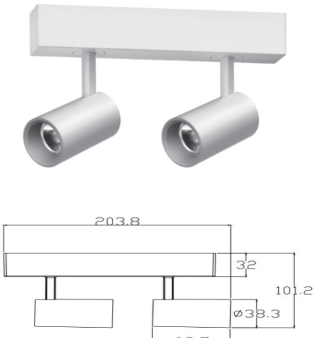
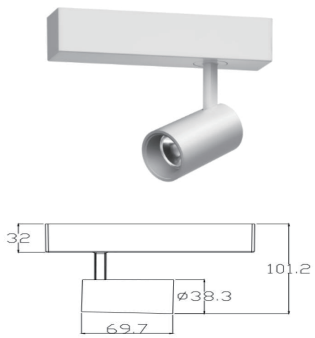
Eilene Series



Light up your business

### LED DOWNLIGHT

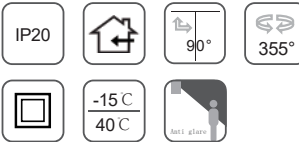
#### Eilene Series



Model	Power	CRI	Beam Angle	System efficacy (lm/w)	System flux (lm)	Dimming
PS-ES6T3	6W	83/92	15°	90	540	0-10V
PS-ES2*6T3	2*6W		24°		1080	Dali
PS-ES3*6T3	3*6W		38°		1620	BLE
PS-ES4*6T3	4*6W				2160	

#### Product information

Input Voltage:	AC220-240V,50/60Hz
CCT:	2700/3000/3500/4000/5000K
Material:	ALU
PF:	>0.9
UGR:	<19
SDCM:	<3
THD:	<15
LED efficacy(lm/w):	150
Optics:	Reflector
Warranty:	5 years
LED Chip	CITIZEN LUMINUS CREE
LED Driver	TRIDONIC PHILIPS OSRAM E&E





# 55

## LED DOWNLIGHT

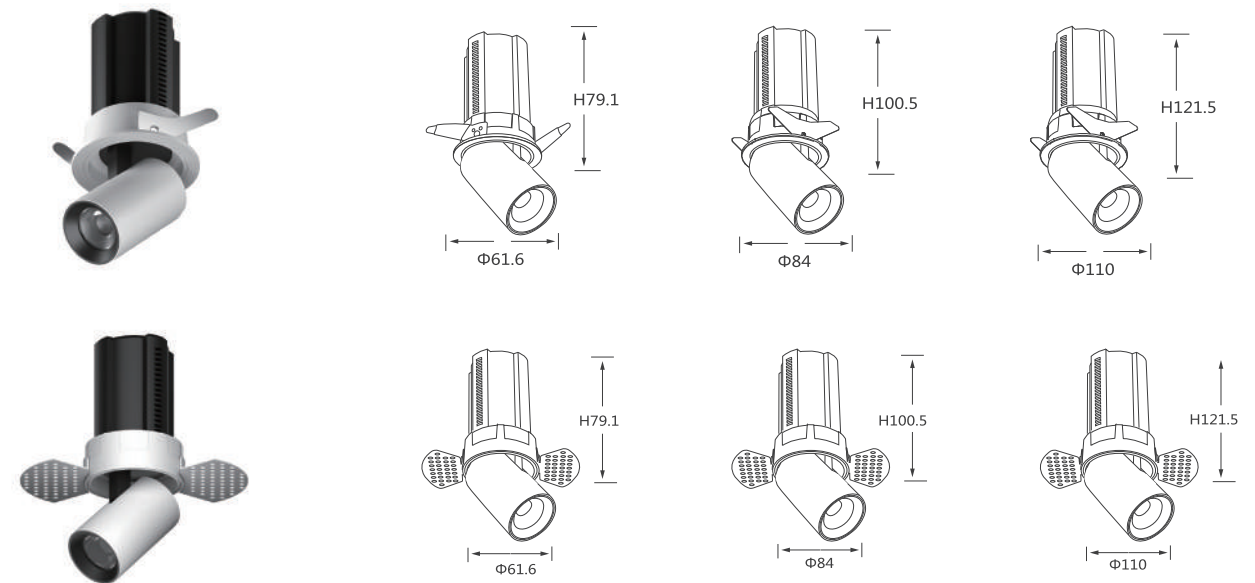
### Nadav Series



Light up your business

#### LED DOWNLIGHT

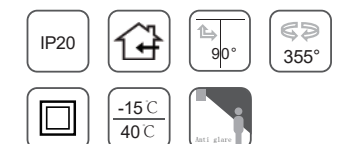
### Nadav Series



Model	Power	CRI	Beam Angle	System efficacy (lm/w)	System flux (lm)	Dimming	
PS-GRDL7W	7W	83/92	10°	100	700	0-10V	
PS-GRDL12W	12W		15°		1200	Dali	
PS-GRDL20W	20W		24°		2000	BLE	
			38°				
			50°				

#### Product information

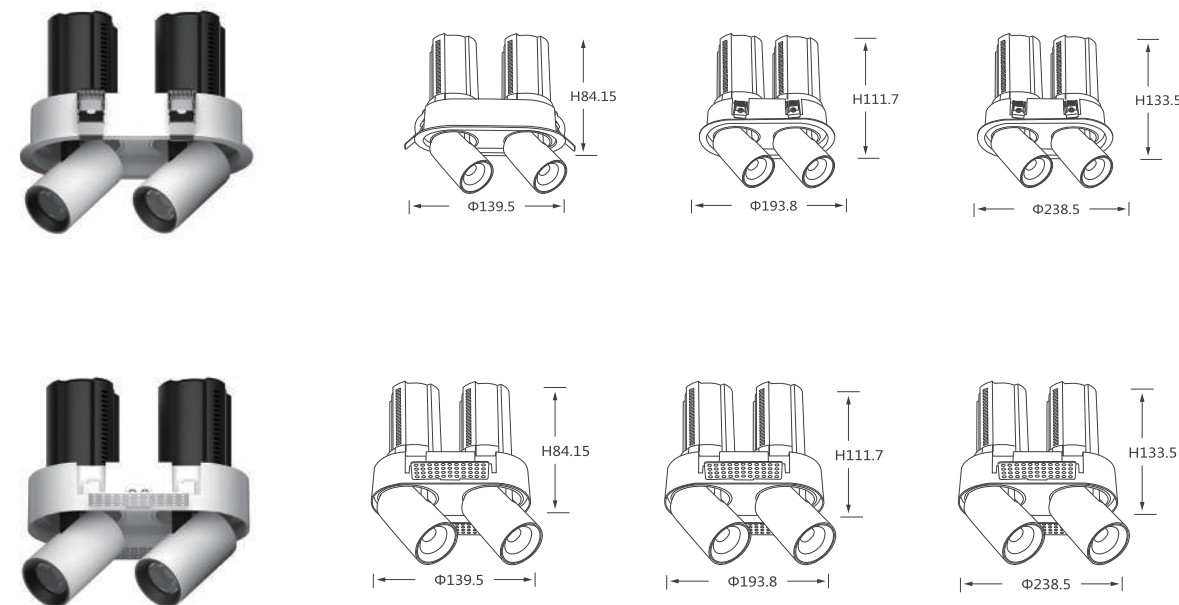
Input Voltage:	AC220-240V, 50/60Hz
CCT:	2700/3000/3500/4000/5000K
Material:	ALU
PF:	>0.9
UGR:	<19
SDCM:	<3
THD:	<15
LED efficacy(lm/w):	150
Optics:	Reflector
Warranty:	5 years
LED Chip	CITIZEN LUMINUS CREE
LED Driver	TRIDONIC PHILIPS OSRAM EOXE





LED DOWNLIGHT

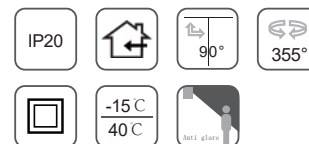
# Nadav Series



Model	Power	CRI	Beam Angle	System efficacy (lm/w)	System flux (lm)	Dimming
PS-GRDL 2*7W	2*7W	83/92	10°	100	1400	0-10V
			15°			Dali
PS-GRDL 2*12W	2*12W		24°		2400	BLE
			38°			
PS-GRDL 2*20W	2*20W		50°		4000	

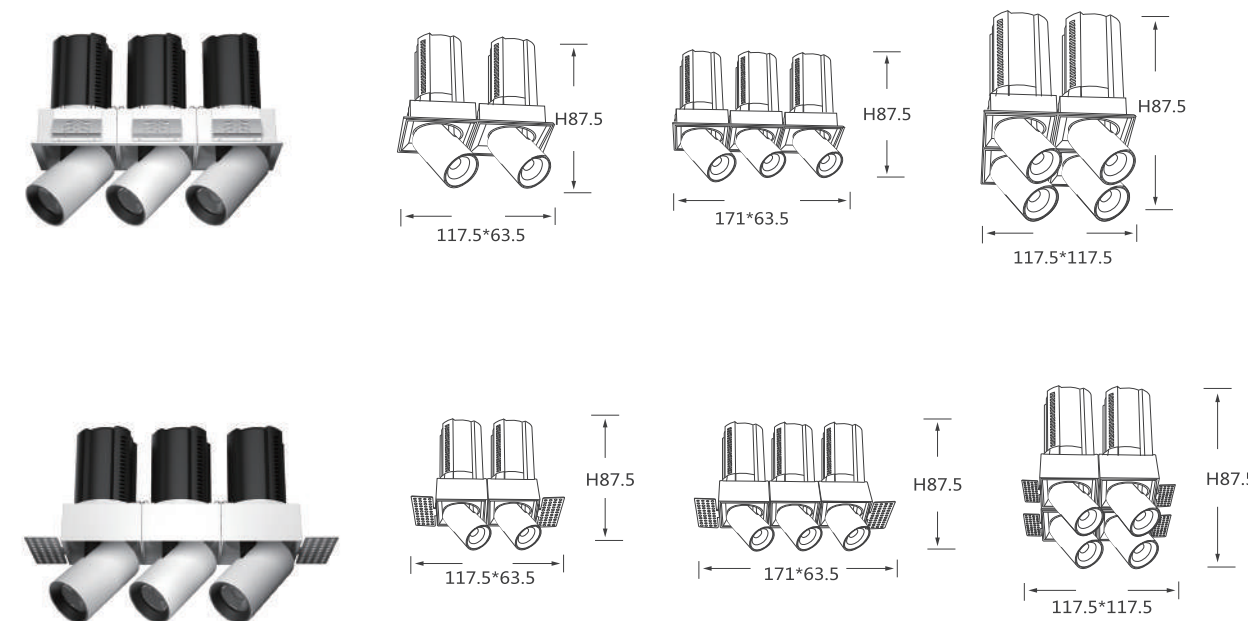
## Product information

Input Voltage:	AC220-240V,50/60Hz
CCT:	2700/3000/3500/4000/5000K
Material:	ALU
PF:	>0.9
UGR:	<19
SDCM:	<3
THD:	<15
LED efficacy(lm/w):	150
Optics:	Reflector
Warranty:	5 years
LED Chip	CITIZEN LUMINUS CREE
LED Driver	TRIDONIC PHILIPS OSRAM ENEC



LED DOWNLIGHT

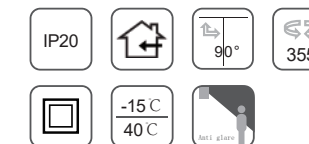
# Nadav Series



Model	Power	CRI	Beam Angle	System efficacy (lm/w)	System flux (lm)	Dimming
PS-GRDL 3*7W	3*7W	83/92	10°	100	2100	0-10V
			15°			Dali
PS-GRDL 3*12W	3*12W		24°		3600	BLE
			38°			
PS-GRDL 3*20W	3*20W		50°		6000	

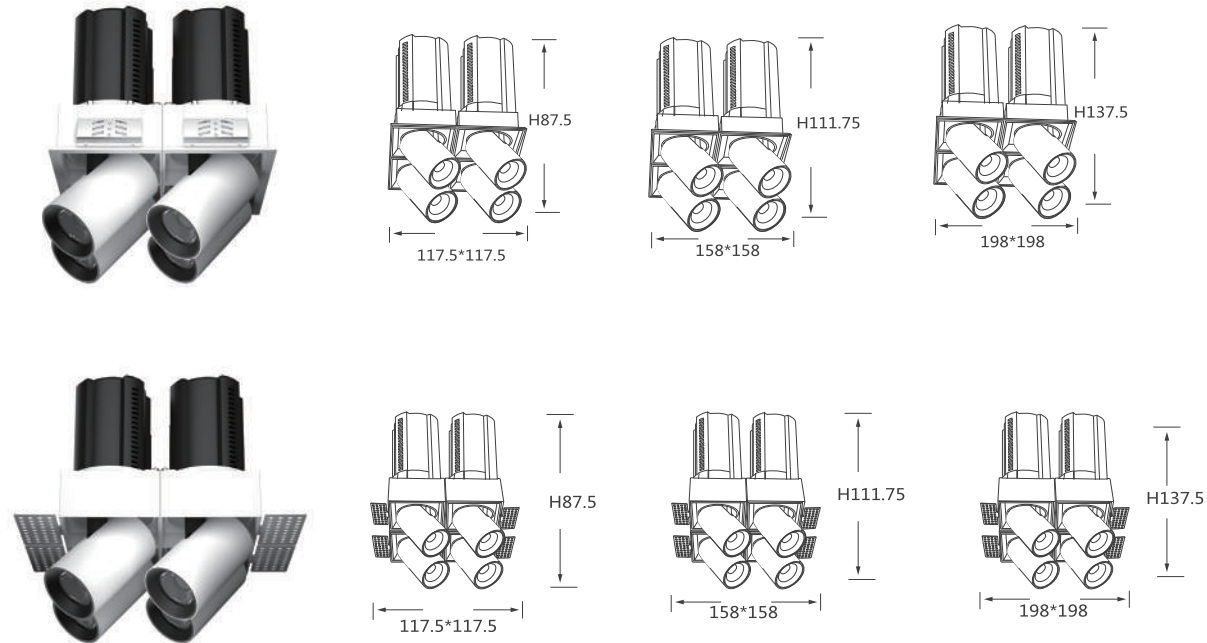
## Product information

Input Voltage:	AC220-240V,50/60Hz
CCT:	2700/3000/3500/4000/5000K
Material:	ALU
PF:	>0.9
UGR:	<19
SDCM:	<3
THD:	<15
LED efficacy(lm/w):	150
Optics:	Reflector
Warranty:	5 years
LED Chip	CITIZEN LUMINUS CREE
LED Driver	TRIDONIC PHILIPS OSRAM ENEC



LED DOWNLIGHT

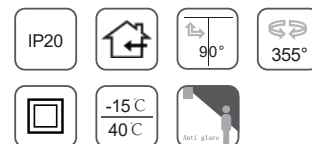
## Nadav Series



Model	Power	CRI	Beam Angle	System efficacy (lm/w)	System flux (lm)	Dimming
PS-GRDL 4*7W	4*7W	83/92	10°	100	2800	0-10V
			15°			Dali
PS-GRDL 4*12W	4*12W		24°		4800	BLE
			38°			
PS-GRDL 4*20W	4*20W		50°		8000	

### Product information

Input Voltage:	AC220-240V,50/60Hz
CCT:	2700/3000/3500/4000/5000K
Material:	ALU
PF:	>0.9
UGR:	<19
SDCM:	<3
THD:	<15
LED efficacy(lm/w):	150
Optics:	Reflector
Warranty:	5 years
LED Chip	CITIZEN LUMINUS CREE
LED Driver	TRIDONIC PHILIPS OSRAM E•XE



LED DOWNLIGHT

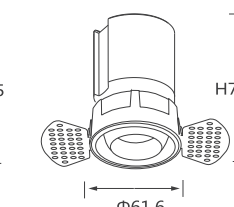
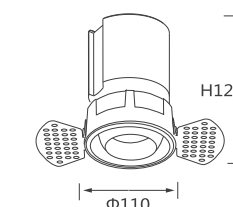
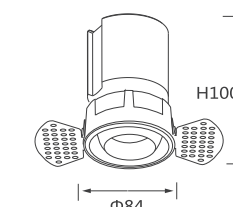
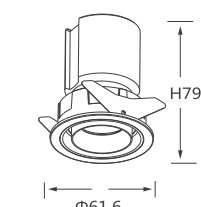
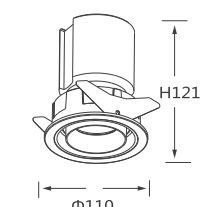
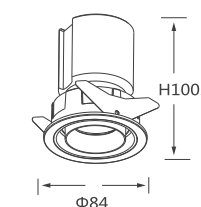
## Nadav Series





## LED DOWNLIGHT

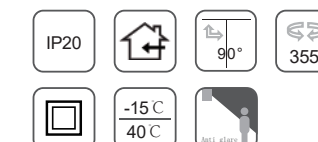
### Sylvia Series



Model	Power	CRI	Beam Angle	System efficacy (lm/w)	System flux (lm)	Dimming	
PS-DL7C26	7W	83/92	10°	90	630	0-10V	
PS-DL20C26	20W		15°		1800	Dali	
PS-DL35C26	35W		24°		3150	BLE	
			38°				
			60°				

#### Product information

Input Voltage:	AC220-240V, 50/60Hz
CCT:	2700/3000/3500/4000/5000K
Material:	ALU
PF:	>0.9
UGR:	<19
SDCM:	<3
THD:	<15
LED efficacy(lm/w):	150
Optics:	Reflector
Warranty:	5 years
LED Chip	CITIZEN LUMINUS CREE
LED Driver	TRIDONIC PHILIPS OSRAM E&E



# 61

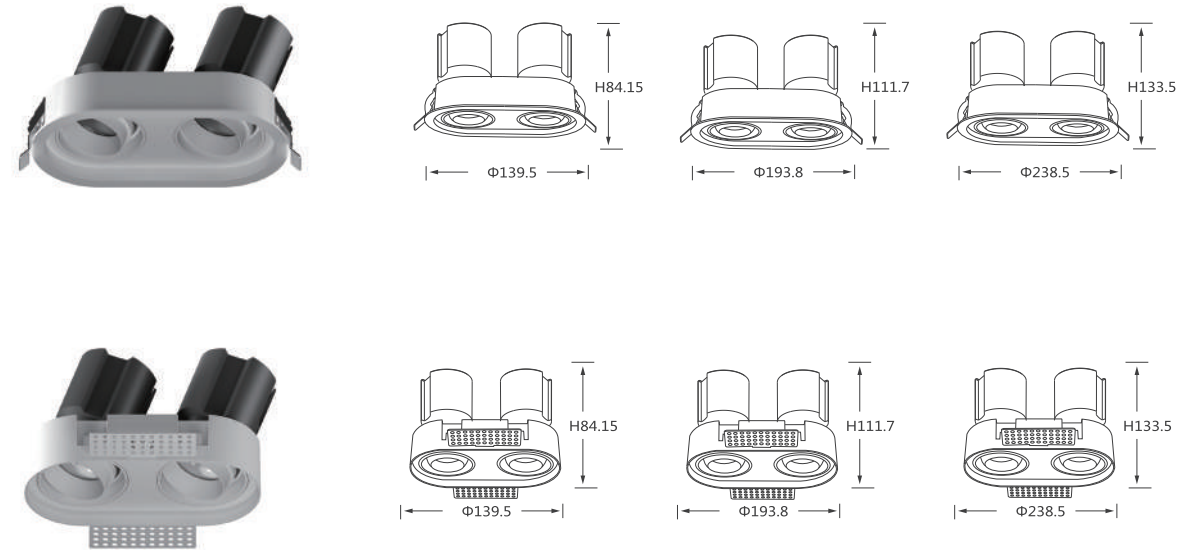
## LED DOWNLIGHT

### Sylvia Series



LED DOWNLIGHT

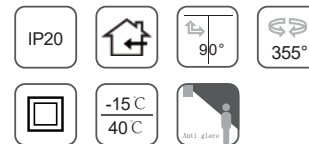
## Sylvia Series



Model	Power	CRI	Beam Angle	System efficacy (lm/w)	System flux (lm)	Dimming
PS-DL 2*7C26	2*7W	83/92	10°	90	1260	0-10V
			15°			Dali
PS-DL 2*20C26	2*20W		24°		3600	BLE
			38°			
PS-DL 2*35C26	2*35W		60°		6300	

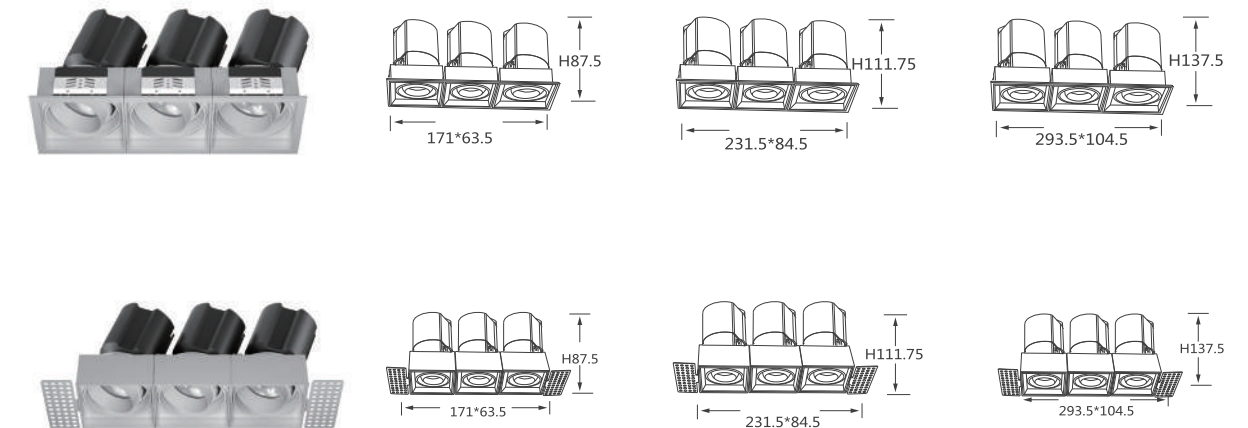
### Product information

Input Voltage:	AC220-240V,50/60Hz
CCT:	2700/3000/3500/4000/5000K
Material:	ALU
PF:	>0.9
UGR:	<19
SDCM:	<3
THD:	<15
LED efficacy(lm/w):	150
Optics:	Reflector
Warranty:	5 years
LED Chip	CITIZEN LUMINUS CREE
LED Driver	TRIDONIC PHILIPS OSRAM E&E



LED DOWNLIGHT

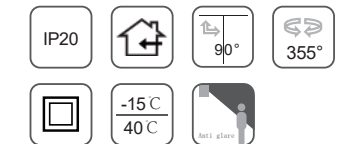
## Sylvia Series



Model	Power	CRI	Beam Angle	System efficacy (lm/w)	System flux (lm)	Dimming
PS-DL 3*7C26	3*7W	83/92	10°	90	1890	0-10V
			15°			Dali
PS-DL 3*20C26	3*20W		24°		5400	BLE
			38°			
PS-DL 3*35C26	3*35W		60°		9450	

### Product information

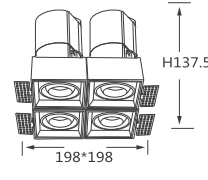
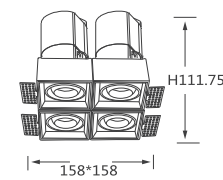
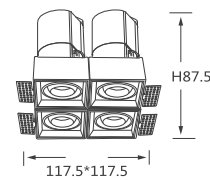
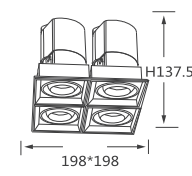
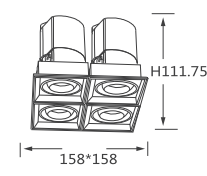
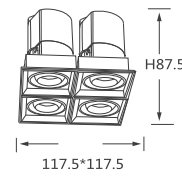
Input Voltage:	AC220-240V,50/60Hz
CCT:	2700/3000/3500/4000/5000K
Material:	ALU
PF:	>0.9
UGR:	<19
SDCM:	<3
THD:	<15
LED efficacy(lm/w):	150
Optics:	Reflector
Warranty:	5 years
LED Chip	CITIZEN LUMINUS CREE
LED Driver	TRIDONIC PHILIPS OSRAM E&E





LED DOWNLIGHT

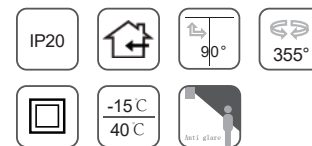
# Sylvia Series



Model	Power	CRI	Beam Angle	System efficacy (lm/w)	System flux (lm)	Dimming
PS-DL 4*7C26	4*7W	83/92	10°	90	2520	0-10V
			15°			Dali
PS-DL 4*20C26	4*20W		24°		7200	BLE
			38°			
PS-DL 4*35C26	4*35W		60°		12600	

## Product information

Input Voltage:	AC220-240V,50/60Hz
CCT:	2700/3000/3500/4000/5000K
Material:	ALU
PF:	>0.9
UGR:	<19
SDCM:	<3
THD:	<15
LED efficacy(lm/w):	150
Optics:	Reflector
Warranty:	5 years
LED Chip	CITIZEN LUMINUS CREE
LED Driver	TRIDONIC PHILIPS OSRAM E&E



# Sylvia Series







# 67

## LED DOWNLIGHT

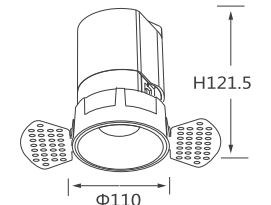
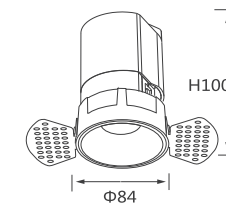
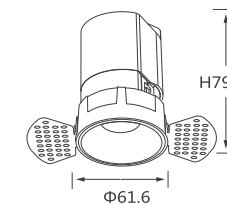
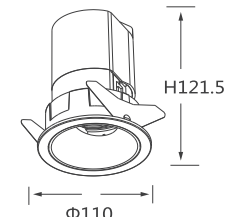
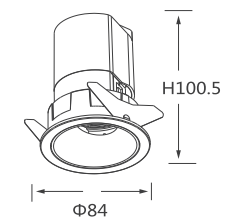
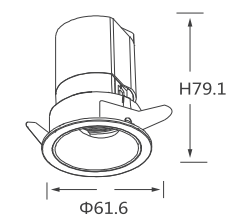
### Phedra Series



Light up your business

## LED DOWNLIGHT

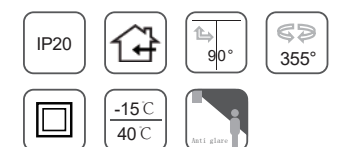
### Phedra Series



Model	Power	CRI	Beam Angle	System efficacy (lm/w)	System flux (lm)	Dimming
PS-DL7C28	7W	83/92	15°	80	560	0-10V
PS-DL12C28	12W		24°		960	Dali
PS-DL20C28	20W		38°		1600	BLE
			60°			

### Product information

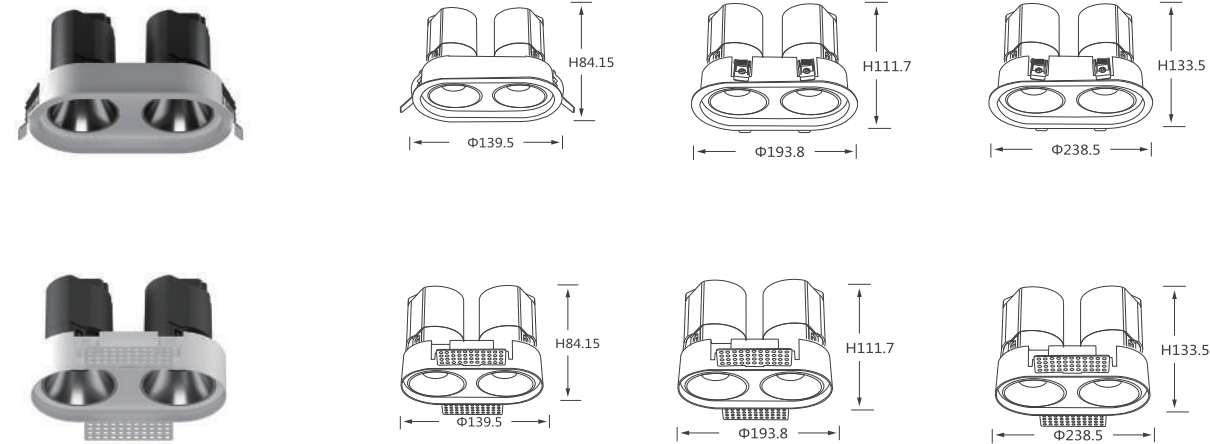
Input Voltage:	AC220-240V,50/60Hz
CCT:	2700/3000/3500/4000/5000K
Material:	ALU
PF:	>0.9
UGR:	<13
SDCM:	<3
THD:	<15
LED efficacy(lm/w):	150
Optics:	Reflector
Warranty:	5 years
LED Chip	CITIZEN LUMINUS CREE
LED Driver	TRIDONIC PHILIPS OSRAM EOXE





LED DOWNLIGHT

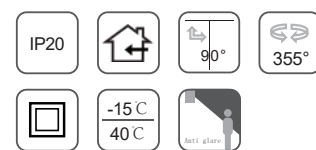
# Phedra Series



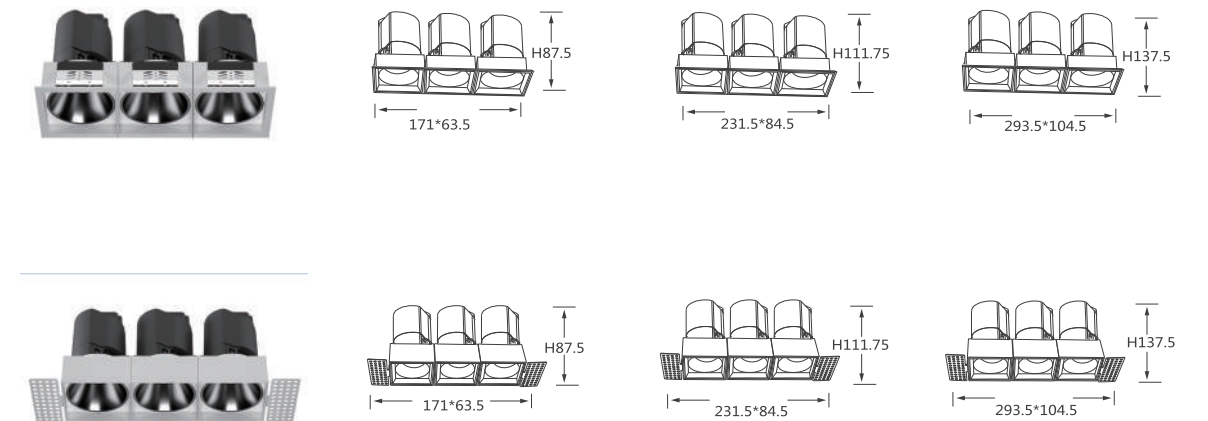
Model	Power	CRI	Beam Angle	System efficacy (lm/w)	System flux (lm)	Dimming
PS-DL 2*7C28	2*7W	83/92	15°	80	1120	0-10V
			24°			Dali
PS-DL 2*12C28	2*12W		38°		1920	BLE
			60°			
PS-DL 2*20C28	2*20W				3200	

## Product information

Input Voltage:	AC220-240V,50/60Hz
CCT:	2700/3000/3500/4000/5000K
Material:	ALU
PF:	>0.9
UGR:	<13
SDCM:	<3
THD:	<15
LED efficacy(lm/w):	150
Optics:	Reflector
Warranty:	5 years
LED Chip	CITIZEN LUMINUS CREE
LED Driver	TRIDONIC PHILIPS OSRAM ENEC



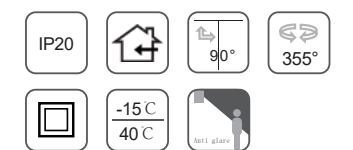
# Phedra Series



Model	Power	CRI	Beam Angle	System efficacy (lm/w)	System flux (lm)	Dimming
PS-DL 3*7C28	3*7W	83/92	15°	80	1680	0-10V
			24°			Dali
PS-DL 3*12C28	3*12W		38°		2880	BLE
			60°			
PS-DL 3*20C28	3*20W				4800	

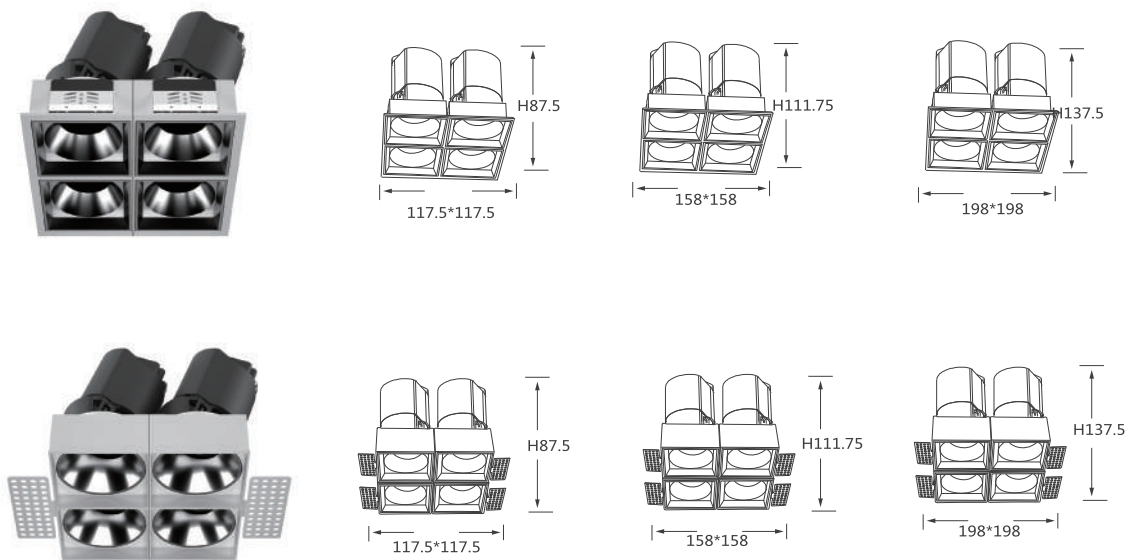
## Product information

Input Voltage:	AC220-240V,50/60Hz
CCT:	2700/3000/3500/4000/5000K
Material:	ALU
PF:	>0.9
UGR:	<13
SDCM:	<3
THD:	<15
LED efficacy(lm/w):	150
Optics:	Reflector
Warranty:	5 years
LED Chip	CITIZEN LUMINUS CREE
LED Driver	TRIDONIC PHILIPS OSRAM ENEC



LED DOWNLIGHT


Phedra Series



Model	Power	CRI	Beam Angle	System efficacy (lm/w)	System flux (lm)	Dimming
PS-DL 4*7C28	4*7W	83/92	15°	80	2240	0-10V
			24°			Dali
PS-DL 4*12C28	4*12W	83/92	38°	80	3840	BLE
			60°			
PS-DL 4*20C28	4*20W	83/92			6400	

Product information

Input Voltage:	AC220-240V,50/60Hz
CCT:	2700/3000/3500/4000/5000K
Material:	ALU
PF:	>0.9
UGR:	<13
SDCM:	<3
THD:	<15
LED efficacy(lm/w):	150
Optics:	Reflector
Warranty:	5 years
LED Chip	CITIZEN LUMINUS CREE
LED Driver	TRIDONIC PHILIPS OSRAM E&E



Phedra Series

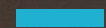




# 73

## LED DOWNLIGHT

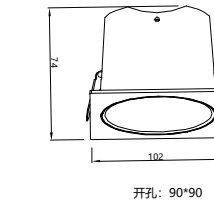
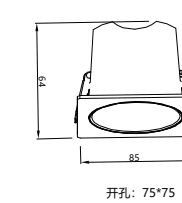
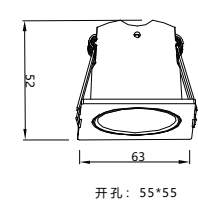
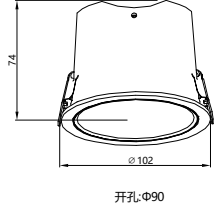
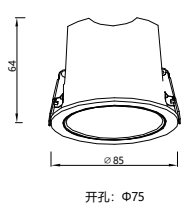
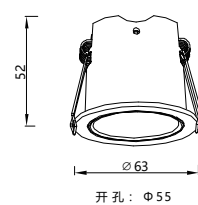
Jayne Series



Light up your business

### LED DOWNLIGHT


#### Jayne Series



Model	Power	CRI	Beam Angle	System efficacy (lm/w)	System flux (lm)	Dimming	
PS-DL7C56	7W	83/92	15°	80	560	0-10V	
PS-DL10C56	10W		24°		800	Dali	
PS-DL15C56	15W		36°		1200	BLE	
			55°				

#### Product information

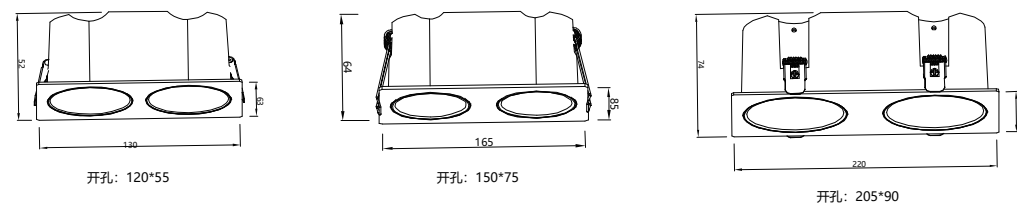
Input Voltage:	AC220-240V,50/60Hz
CCT:	2700/3000/3500/4000/5000K
Material:	ALU
PF:	>0.9
UGR:	<13
SDCM:	<3
THD:	<15
LED efficacy(lm/w):	150
Optics:	Reflector
Warranty:	5 years
LED Chip	CITIZEN LUMINUS CREE
LED Driver	TRIDONIC PHILIPS OSRAM ENEC





LED DOWNLIGHT

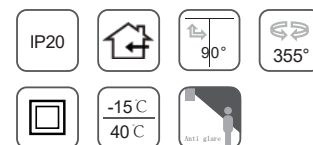
# Jayne Series



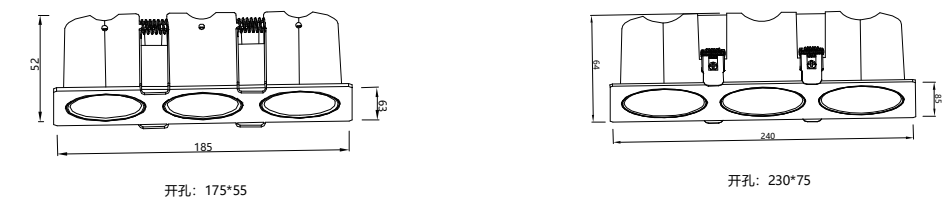
Model	Power	CRI	Beam Angle	System efficacy (lm/w)	System flux (lm)	Dimming	
PS-DL2*7C56	2*7W	83/92	15°	80	1120	0-10V	
PS-DL2*10C56	2*10W		24°		1600	Dali	
PS-DL2*15C56	2*15W		36°		2400	BLE	
			55°				

## Product information

Input Voltage:	AC220-240V,50/60Hz
CCT:	2700/3000/3500/4000/5000K
Material:	ALU
PF:	>0.9
UGR:	<13
SDCM:	<3
THD:	<15
LED efficacy(lm/w):	150
Optics:	Reflector
Warranty:	5 years
LED Chip	CITIZEN LUMINUS CREE
LED Driver	TRIDONIC PHILIPS OSRAM EOXE



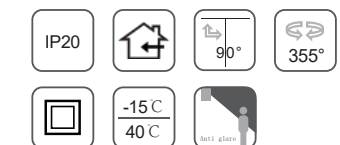
# Jayne Series



Model	Power	CRI	Beam Angle	System efficacy (lm/w)	System flux (lm)	Dimming
PS-DL3*7C56	3*7W	83/92	15°	80	1680	0-10V
PS-DL3*10C56	3*10W		24°		2400	Dali
			36°			BLE
			55°			

## Product information

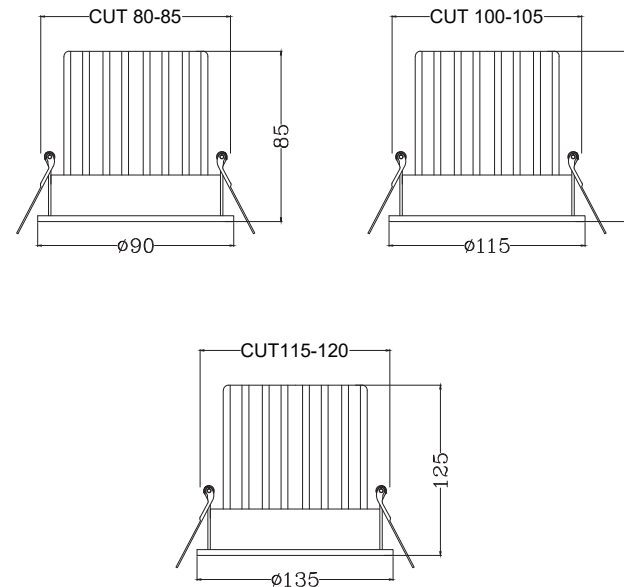
Input Voltage:	AC220-240V,50/60Hz
CCT:	2700/3000/3500/4000/5000K
Material:	ALU
PF:	>0.9
UGR:	<13
SDCM:	<3
THD:	<15
LED efficacy(lm/w):	150
Optics:	Reflector
Warranty:	5 years
LED Chip	CITIZEN LUMINUS CREE
LED Driver	TRIDONIC PHILIPS OSRAM EOXE





LED DOWNLIGHT

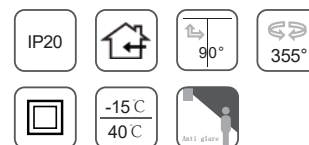
## Edith Series



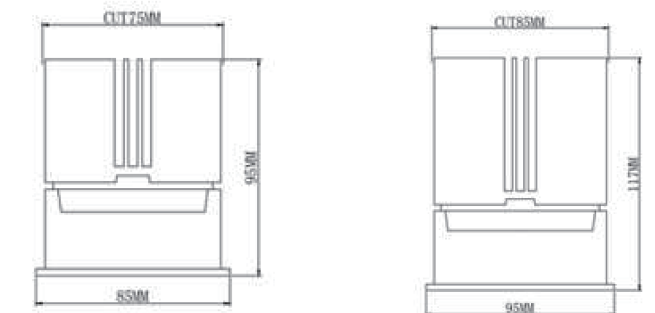
Model	Power	CRI	Beam Angle	System efficacy (lm/w)	System flux (lm)	Dimming
PS-DL15C66	15W	83/92	15°	90	1350	0-10V
PS-DL20C66	20W		24°		1800	Dali
PS-DL30C66	30W		36°		2700	BLE

### Product information

Input Voltage:	AC220-240V,50/60Hz
CCT:	2700/3000/3500/4000/5000K
Material:	ALU
PF:	>0.9
UGR:	<19
SDCM:	<3
THD:	<15
LED efficacy(lm/w):	150
Optics:	Reflector
Warranty:	5 years
LED Chip	CITIZEN LUMINUS CREE
LED Driver	TRIDONIC PHILIPS OSRAM EOXE



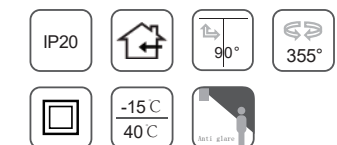
## Dover Series



Model	Power	CRI	Beam Angle	System efficacy (lm/w)	System flux (lm)	Dimming
PS-DL7/12C24	7/12W	83/92	15°	80	960	0-10V
PS-DL15/18C24	15/18W		24°		1440	Dali
			36°			BLE


### Product information

Input Voltage:	AC220-240V,50/60Hz
CCT:	2700/3000/3500/4000/5000K
Material:	ALU
PF:	>0.9
UGR:	<19
SDCM:	<3
THD:	<15
LED efficacy(lm/w):	150
Optics:	Reflector
Warranty:	5 years
LED Chip	CITIZEN LUMINUS CREE
LED Driver	TRIDONIC PHILIPS OSRAM EOXE



## LED DOWNLIGHT

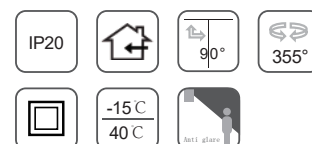
### Carro Series



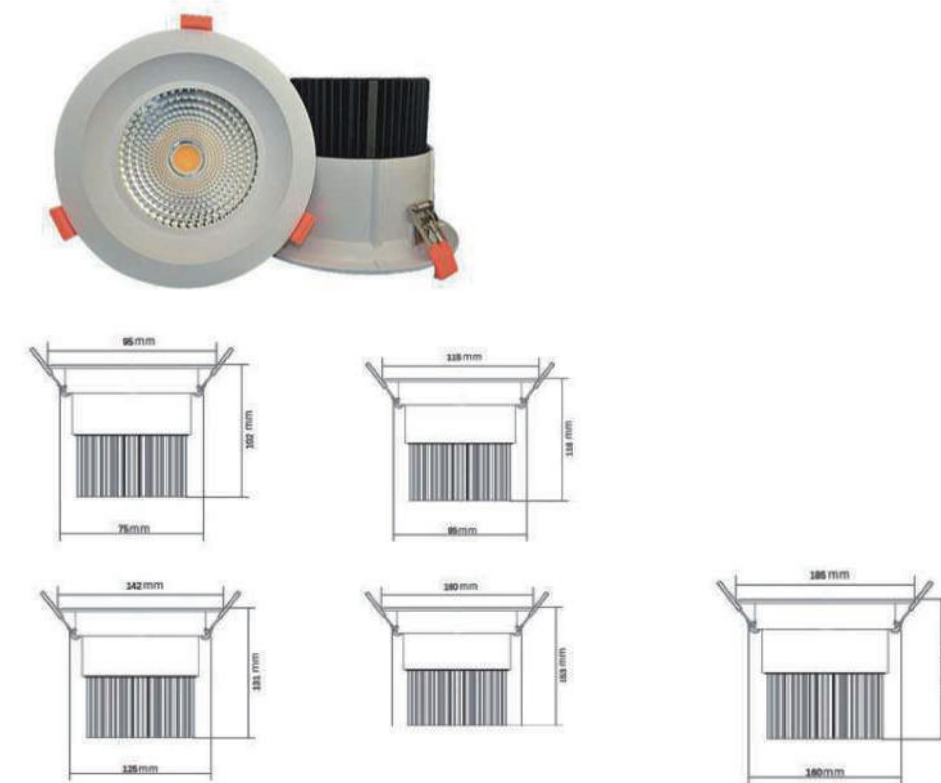
Model	Power	CRI	Beam Angle	System efficacy (lm/w)	System flux (lm)	Dimming
PS-DL 7C3L6125	7W	83/92	15°	80	560	0-10V
PS-DL 12C3L613	12W		24°		960	Dali
PS-DL 15C3L6135	15W		38°		1200	BLE
PS-DL 20/30C3L614	20W/30W		60°		2400	
PS-DL 40C3L615	40W				3200	

#### Product information

Input Voltage:	AC220-240V,50/60Hz
CCT:	2700/3000/3500/4000/5000K
Material:	ALU
PF:	>0.9
UGR:	<19
SDCM:	<3
THD:	<15
LED efficacy(lm/w):	150
Optics:	Reflector
Warranty:	5 years
LED Chip	CITIZEN LUMINUS CREE
LED Driver	TRIDONIC PHILIPS OSRAM E•XE




### Owen Series



Model	Power	CRI	Beam Angle	System efficacy (lm/w)	System flux (lm)	Dimming
PS-DL9C2025	9W	83/92	15°	80	720	0-10V
PS-DL12C203	12W		24°		960	Dali
PS-DL20C204	20W		40°		1600	BLE
PS-DL30/40C205	30/40W		60°		3200	
PS-DL50/60C206	50/60W				4800	

#### Product information


Input Voltage:	AC220-240V,50/60Hz
CCT:	2700/3000/3500/4000/5000K
Material:	ALU
PF:	>0.9
UGR:	<19
SDCM:	<3
THD:	<15
LED efficacy(lm/w):	150
Optics:	Reflector
Warranty:	5 years
LED Chip	CITIZEN LUMINUS CREE
LED Driver	TRIDONIC PHILIPS OSRAM E•XE





## LED DOWNLIGHT

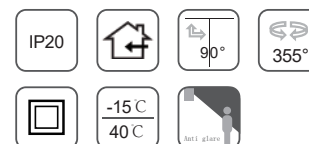
### Tokio Series




Model	Power	CRI	Beam Angle	System efficacy (lm/w)	System flux (lm)	Dimming
PS-DL 9/12C1025	9W/12W	83/92	15°	80	720	0-10V
			24°			Dali
PS-DL 15C103	15W		38°		1200	BLE
PS-DL 20/30C104	20W/30W				1600	

#### Product information

Input Voltage:	AC220-240V,50/60Hz
CCT:	2700/3000/3500/4000/5000K
Material:	ALU
PF:	>0.9
UGR:	<13
SDCM:	<3
THD:	<15
LED efficacy(lm/w):	150
Optics:	Reflector
Warranty:	5 years
LED Chip	CITIZEN LUMINUS CREE
LED Driver	TRIDONIC PHILIPS OSRAM E•XE



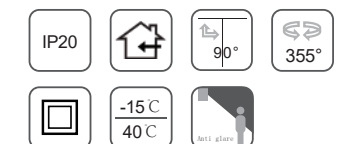
### Marcia Series



Model	Power	CRI	Beam Angle	System efficacy (lm/w)	System flux (lm)	Dimming
PS-DL10C30	10W	83/92	15°	80	800	0-10V
PS-DL15C30	15W		30°		1200	Dali
PS-DL20C30	20W		45°		1600	BLE
PS-DL30C30	30W				2400	

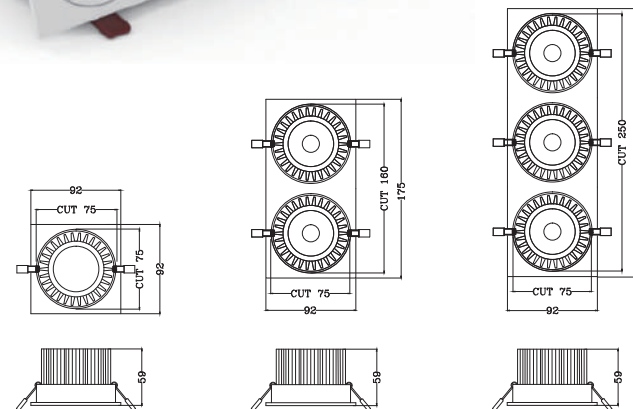

#### Product information

Input Voltage:	AC220-240V,50/60Hz
CCT:	2700/3000/3500/4000/5000K
Material:	ALU
PF:	>0.9
UGR:	<13
SDCM:	<3
THD:	<15
LED efficacy(lm/w):	150
Optics:	Reflector
Warranty:	5 years
LED Chip	CITIZEN LUMINUS CREE
LED Driver	TRIDONIC PHILIPS OSRAM E•XE



## LED DOWNLIGHT

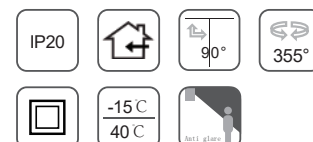
### Douglas Series



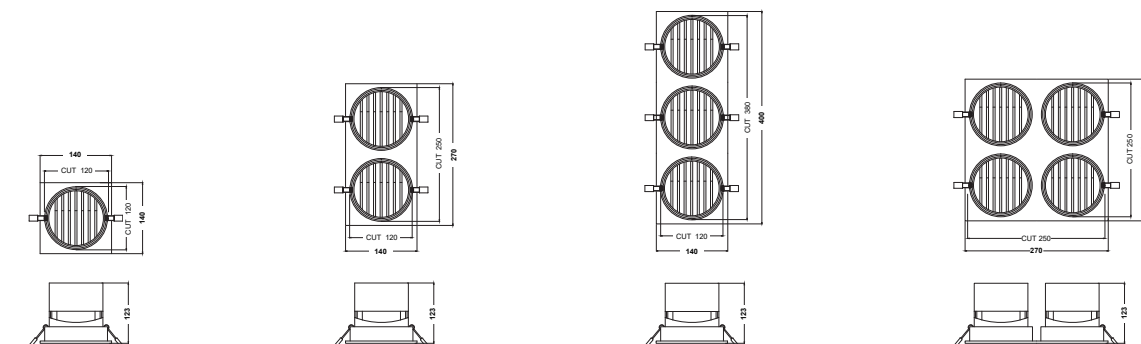
Model	Power	CRI	Beam Angle	System efficacy (lm/w)	System flux (lm)	Dimming
PS-DL10C32	10W	83/92	15°	80	800	0-10V
PS-DL2*10C32	2*10W		30°		1600	Dali
PS-DL3*10C32	3*10W		45°		2400	BLE

#### Product information

Input Voltage:	AC220-240V,50/60Hz
CCT:	2700/3000/3500/4000/5000K
Material:	ALU
PF:	>0.9
UGR:	<13
SDCM:	<3
THD:	<15
LED efficacy(lm/w):	150
Optics:	Reflector
Warranty:	5 years
LED Chip	CITIZEN LUMINUS CREE
LED Driver	TRIDONIC PHILIPS OSRAM ENEC



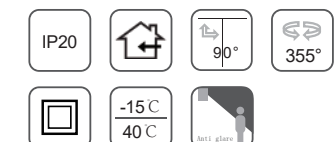
### Bess Series



Model	Power	CRI	Beam Angle	System efficacy (lm/w)	System flux (lm)	Dimming
PS-DL30C36	30W	83/92	15°	80	2400	0-10V
PS-DL2*30C36	2*30W		24°		4800	Dali
PS-DL3*30C36	3*30W		38°		7200	BLE
PS-DL4*30C36	4*30W				9600	

#### Product information

Input Voltage:	AC220-240V,50/60Hz
CCT:	2700/3000/3500/4000/5000K
Material:	ALU
PF:	>0.9
UGR:	<13
SDCM:	<3
THD:	<15
LED efficacy(lm/w):	150
Optics:	Reflector
Warranty:	5 years
LED Chip	CITIZEN LUMINUS CREE
LED Driver	TRIDONIC PHILIPS OSRAM ENEC





# 85

## LED DOWNLIGHT

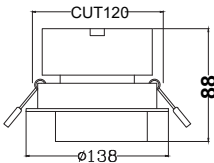
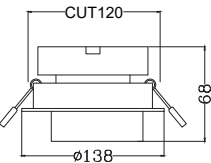
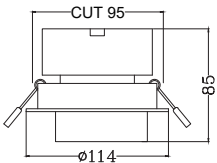
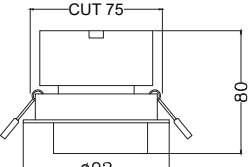
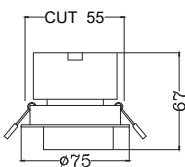
Myrna Series



Light up your business

### LED DOWNLIGHT

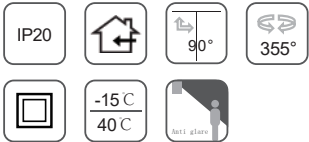
#### Myrna Series



Model	Power	CRI	Beam Angle	System efficacy (lm/w)	System flux (lm)	Dimming
PS-DL7C39	7W	83/92	15°- 60°	80	560	0-10V Dali BLE
PS-DL12C39	12W				960	
PS-DL15C39	15W				1200	
PS-DL20C39	20W				1600	
PS-DL30C39	30W				2400	


#### Product information

Input Voltage:	AC220-240V,50/60Hz
CCT:	2700/3000/3500/4000/5000K
Material:	ALU
PF:	>0.9
UGR:	<19
SDCM:	<3
THD:	<15
LED efficacy(lm/w):	150
Optics:	Reflector
Warranty:	5 years
LED Chip	CITIZEN LUMINUS CREE
LED Driver	TRIDONIC PHILIPS OSRAM E&KE



LED DOWNLIGHT

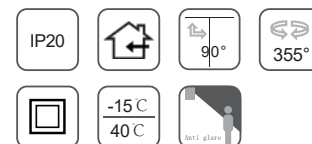
## Cynthia Series



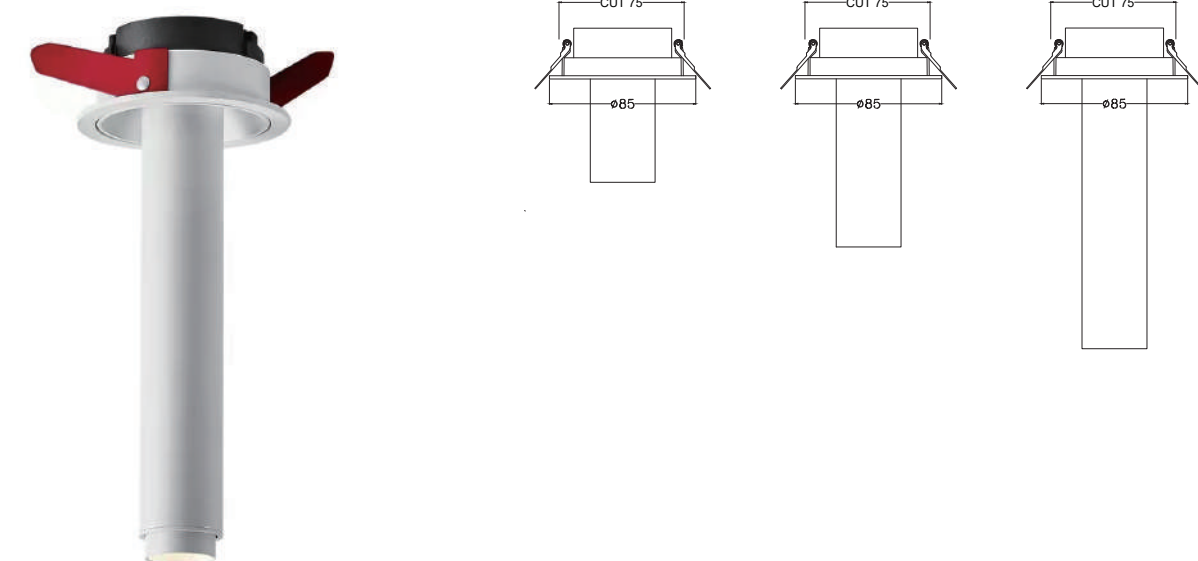
Model	Power	CRI	Beam Angle	System efficacy (lm/w)	System flux (lm)	Dimming
PS-DL10C42	10W	83/92	10°	80	800	0-10V
			24°			Dali
			36°			BLE

### Product information

Input Voltage:	AC220-240V,50/60Hz
CCT:	2700/3000/3500/4000/5000K
Material:	ALU
PF:	>0.9
UGR:	<19
SDCM:	<3
THD:	<15
LED efficacy(lm/w):	150
Optics:	Reflector
Warranty:	5 years
LED Chip	CITIZEN LUMINUS CREE
LED Driver	TRIDONIC PHILIPS OSRAM E•XE



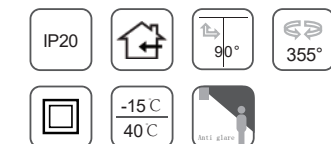
## Fiona Series



Model	Power	CRI	Beam Angle	System efficacy (lm/w)	System flux (lm)	Dimming
PS-DL9Q1	9W	83/92	12°	80	720	0-10V
PS-DL9Q2			50°			Dali
PS-DL9Q3						BLE

### Product information

Input Voltage:	AC220-240V,50/60Hz
CCT:	2700/3000/3500/4000/5000K
Material:	ALU
PF:	>0.9
UGR:	<19
SDCM:	<3
THD:	<15
LED efficacy(lm/w):	150
Optics:	Reflector
Warranty:	5 years
LED Chip	CITIZEN LUMINUS CREE
LED Driver	TRIDONIC PHILIPS OSRAM E•XE





# 89

## LED DOWNLIGHT

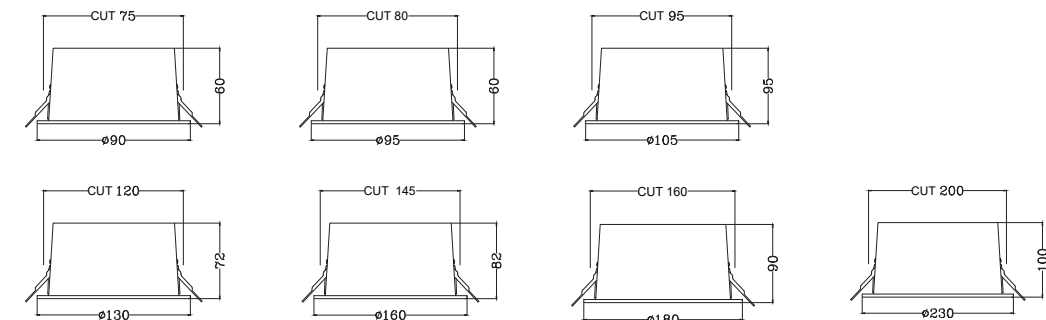
Evan Series



Light up your business

### LED DOWNLIGHT

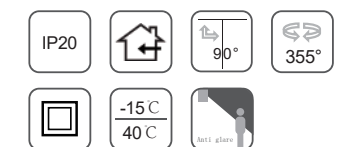
#### Evan Series



Model	Power	CRI	Beam Angle	System efficacy (lm/w)	System flux (lm)	Dimming
PS-DL10C35	10W	83/92	13°	80	800	0-10V
PS-DL12C35	12W		24°		960	Dali
PS-DL15C35	15W		38°		1200	BLE
PS-DL20C35	20W		60°		1600	
PS-DL30C35	30W				2400	
PS-DL40C35	40W				3600	
PS-DL50C35	50W				4000	

#### Product information

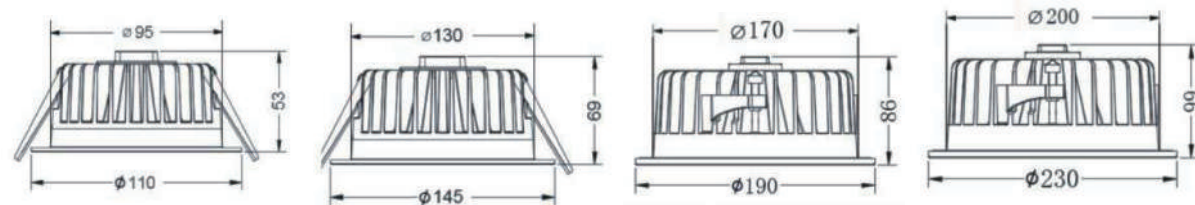
Input Voltage:	AC220-240V,50/60Hz
CCT:	2700/3000/3500/4000/5000K
Material:	ALU
PF:	>0.9
UGR:	<13
SDCM:	<3
THD:	<15
LED efficacy(lm/w):	150
Optics:	Reflector
Warranty:	5 years
LED Chip	CITIZEN LUMINUS CREE
LED Driver	TRIDONIC PHILIPS OSRAM EOXE





LED DOWNLIGHT

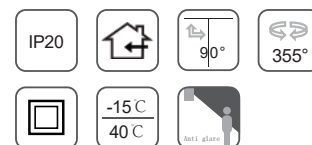
## York Series



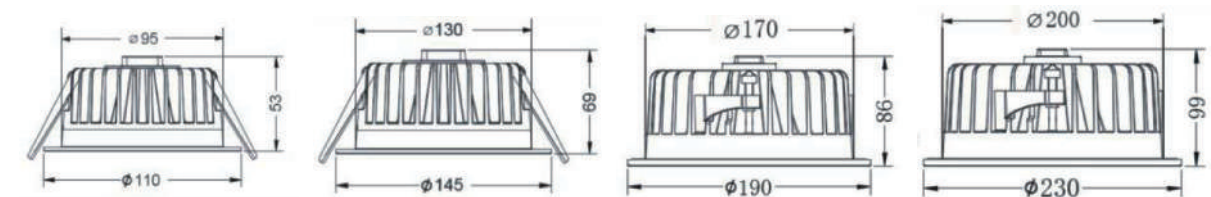
Model	Power	CRI	Beam Angle	System efficacy (lm/w)	System flux (lm)	Dimming
PS-DL 12A163	12W	83/92	90°	110	1320	0-10V Dali
PS-DL 15/20A164	15W/20W				1650	BLE
PS-DL 20/30A166	20W/30W				2200	
PS-DL 30/40/50A168	30W/40W/50W				3300	

### Product information

Input Voltage:	AC220-240V,50/60Hz
CCT:	2700/3000/3500/4000/5000K
Material:	ALU
PF:	>0.9
UGR:	<13
SDCM:	<3
THD:	<15
LED efficacy(lm/w):	150
Optics:	Reflector
Warranty:	5 years
LED Chip	CITIZEN LUMINUS CREE
LED Driver	TRIDONIC PHILIPS OSRAM EOXE



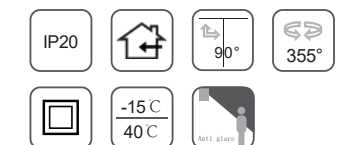
## Berlin Series



Model	Power	CRI	Beam Angle	System efficacy (lm/w)	System flux (lm)	Dimming
PS-DL 12C163	12W	83/92	60°	110	1320	0-10V Dali
PS-DL 15/20C164	15W/20W				1650	BLE
PS-DL 20/30C166	20W/30W				2200	
PS-DL 30/40/50C168	30W/40W/50W				3300	

### Product information

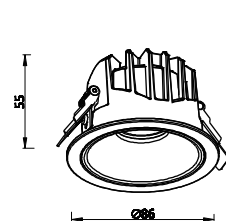
Input Voltage:	AC220-240V,50/60Hz
CCT:	2700/3000/3500/4000/5000K
Material:	ALU
PF:	>0.9
UGR:	<13
SDCM:	<3
THD:	<15
LED efficacy(lm/w):	150
Optics:	Reflector
Warranty:	5 years
LED Chip	CITIZEN LUMINUS CREE
LED Driver	TRIDONIC PHILIPS OSRAM EOXE



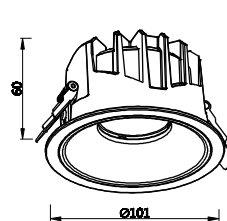


LED DOWNLIGHT

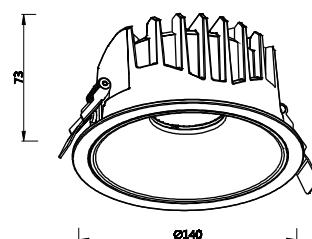
## Bucking Series



开孔: Ø70



开孔: Ø85

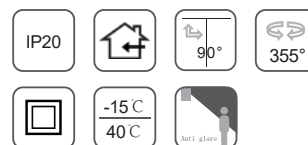


开孔: Ø120

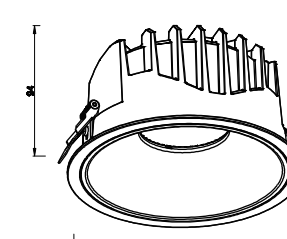
Model	Power	CRI	Beam Angle	System efficacy (lm/w)	System flux (lm)	Dimming
PS-DL 12C1825	12W	83/92	24°	80	960	0-10V
			38°			Dali
PS-DL 15C183	15W		50°		1200	BLE
			60°			
PS-DL 20C184	20W				1600	

### Product information

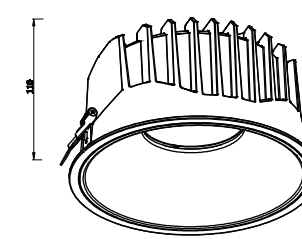
Input Voltage:	AC220-240V,50/60Hz
CCT:	2700/3000/3500/4000/5000K
Material:	ALU
PF:	>0.9
UGR:	<13
SDCM:	<3
THD:	<15
LED efficacy(lm/w):	150
Optics:	Reflector
Warranty:	5 years
LED Chip	CITIZEN LUMINUS CREE
LED Driver	TRIDONIC PHILIPS OSRAM E•XE



## Bucking Series



开孔: Ø120

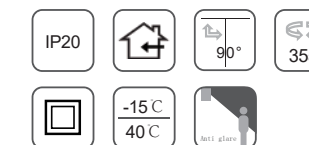


开孔: Ø160

Model	Power	CRI	Beam Angle	System efficacy (lm/w)	System flux (lm)	Dimming
PS-DL 30C186	30W	83/92	24°	80	2400	0-10V
			38°			Dali
PS-DL 40C188	40W		50°		3200	BLE
			60°			


### Product information

Input Voltage:	AC220-240V,50/60Hz
CCT:	2700/3000/3500/4000/5000K
Material:	ALU
PF:	>0.9
UGR:	<13
SDCM:	<3
THD:	<15
LED efficacy(lm/w):	150
Optics:	Reflector
Warranty:	5 years
LED Chip	CITIZEN LUMINUS CREE
LED Driver	TRIDONIC PHILIPS OSRAM E•XE



## LED DOWNLIGHT

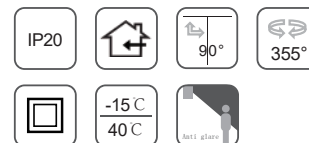
### Bali Series



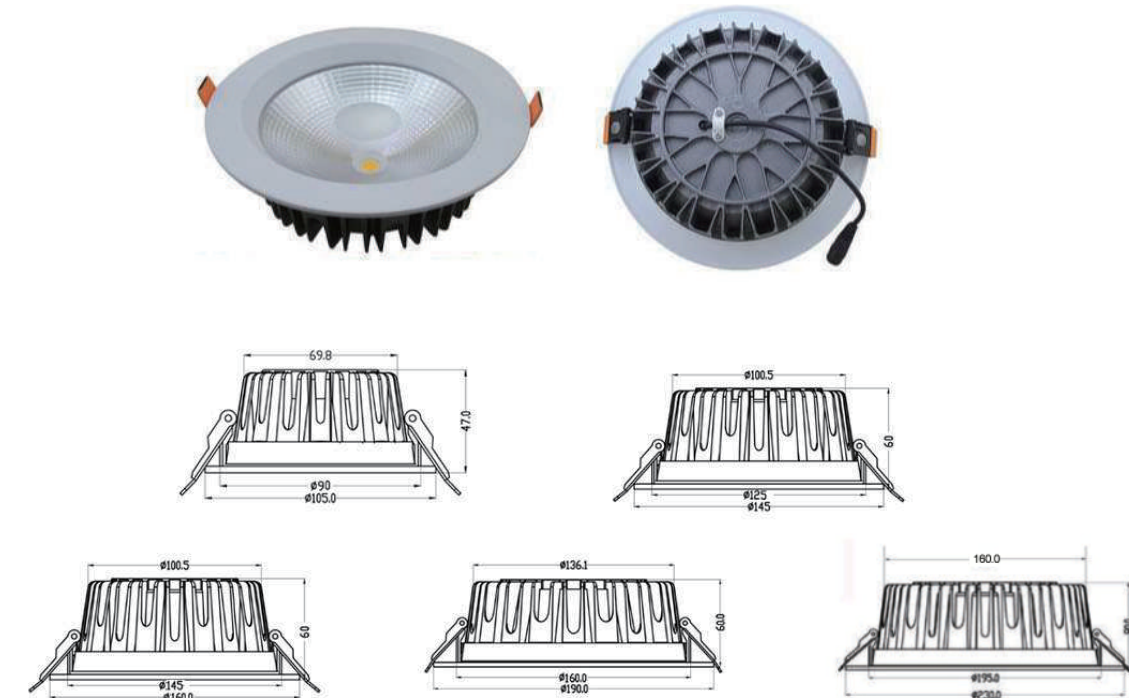
Model	Power	CRI	Beam Angle	System efficacy (lm/w)	System flux (lm)	Dimming
PS-DL7A63	7W	83/92	120°	100	700	0-10V
PS-DL12A64	12W				1200	Dali
PS-DL15A65	15W				1500	BLE
PS-DL20A66	20W				2000	
PS-DL30A68	30W				3000	

#### Product information

Input Voltage:	AC220-240V,50/60Hz
CCT:	2700/3000/3500/4000/5000K
Material:	ALU
PF:	>0.9
UGR:	<19
SDCM:	<3
THD:	<15
LED efficacy(lm/w):	150
Optics:	Reflector
Warranty:	5 years
LED Chip	CITIZEN LUMINUS CREE
LED Driver	TRIDONIC PHILIPS OSRAM EOXE



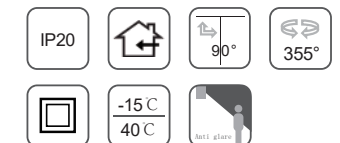
### Burma Series



Model	Power	CRI	Beam Angle	System efficacy (lm/w)	System flux (lm)	Dimming
PS-DL7C83	7W	83/92	90°	100	700	0-10V
PS-DL12C84	12W				1200	Dali
PS-DL15C85	15W				1500	BLE
PS-DL20C86	20W				2000	
PS-DL30C88	30W				3000	

#### Product information

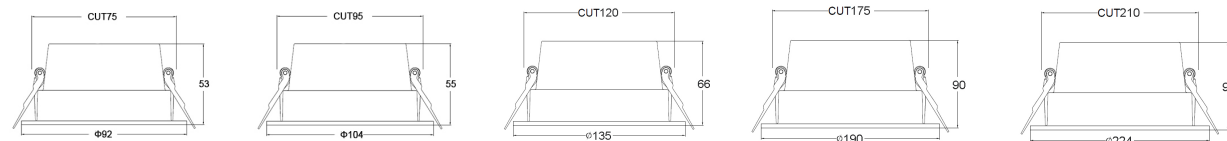
Input Voltage:	AC220-240V,50/60Hz
CCT:	2700/3000/3500/4000/5000K
Material:	ALU
PF:	>0.9
UGR:	<19
SDCM:	<3
THD:	<15
LED efficacy(lm/w):	150
Optics:	Reflector
Warranty:	5 years
LED Chip	CITIZEN LUMINUS CREE
LED Driver	TRIDONIC PHILIPS OSRAM EOXE





## LED DOWNLIGHT

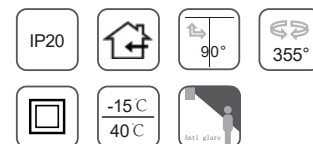
### Nice Series



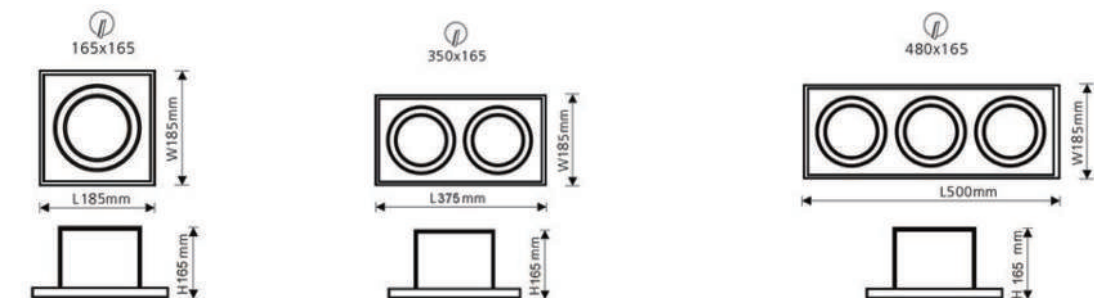
Model	Power	CRI	Beam Angle	System efficacy (lm/w)	System flux (lm)	Dimming
PS-DL10/15A94	10/15W	83/92	70°	80	1200	0-10V
PS-DL20/30A96	20/30W				1600	Dali
PS-DL30/30A98	30W				2400	BLE

#### Product information

Input Voltage:	AC220-240V,50/60Hz
CCT:	2700/3000/3500/4000/5000K
Material:	ALU
PF:	>0.9
UGR:	<19
SDCM:	<3
THD:	<15
LED efficacy(lm/w):	150
Optics:	Reflector
Warranty:	5 years
LED Chip	CITIZEN LUMINUS CREE
LED Driver	TRIDONIC PHILIPS OSRAM E&KE



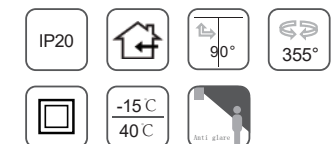
### Kuala Series



Model	Power	CRI	Beam Angle	System efficacy (lm/w)	System flux (lm)	Dimming
PS-GRDL 1*30W-SQ-B	30W	83/92	15°	140	4200	0-10V
			24°			Dali
PS-GRDL 2*30W-SQ-B	2*30W		36°		8400	BLE
			60°			
PS-GRDL 3*30W-SQ-B	3*30W				12600	

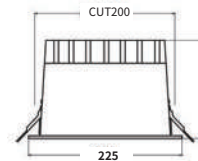
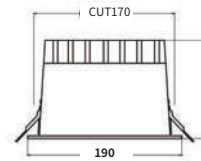
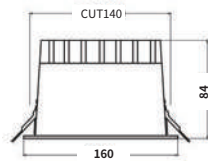
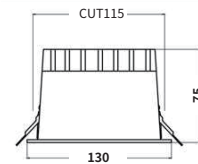
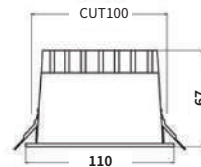
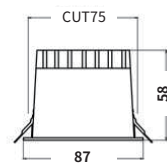
#### Product information

Input Voltage:	AC220-240V,50/60Hz
CCT:	2700/3000/3500/4000/5000K
Material:	ALU
PF:	>0.9
UGR:	<19
SDCM:	<3
THD:	<15
LED efficacy(lm/w):	150
Optics:	Reflector
Warranty:	5 years
LED Chip	CITIZEN LUMINUS CREE
LED Driver	TRIDONIC PHILIPS OSRAM E&KE



## LED DOWNLIGHT

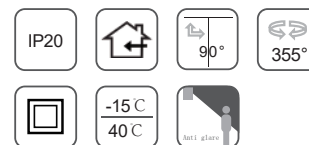
### Cuba Series



Model	Power	CRI	Beam Angle	System efficacy (lm/w)	System flux (lm)	Dimming
PS-DL7C12	7W	83/92	36°	80	560	0-10V
PS-DL12C12	12W		60°		960	Dali
PS-DL15C12	15W				1200	BLE
PS-DL20C12	20W				1600	
PS-DL30C12	30W				2400	
PS-DL40/50C12	40W/50W				4000	

#### Product information

Input Voltage:	AC220-240V,50/60Hz
CCT:	2700/3000/3500/4000/5000K
Material:	ALU
PF:	>0.9
UGR:	<19
SDCM:	<3
THD:	<15
LED efficacy(lm/w):	150
Optics:	Reflector
Warranty:	5 years
Waterproof:	IP65
LED Chip	CITIZEN LUMINUS CREE
LED Driver	TRIDONIC PHILIPS OSRAM E&E



### Cuba Series





# 101

## LED DOWNLIGHT

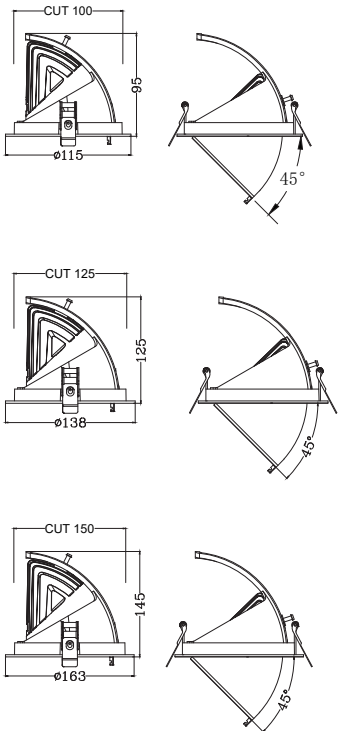
Tanya Series



Light up your business

### LED DOWNLIGHT


#### Tanya Series



Model	Power	CRI	Beam Angle	System efficacy (lm/w)	System flux (lm)	Dimming
PS-DL12C68	12W	83/92	15°	100	1200	0-10V
PS-DL20C68	20W		24°		2000	Dali
PS-DL30C68	30W		38°		3000	BLE
			60°			

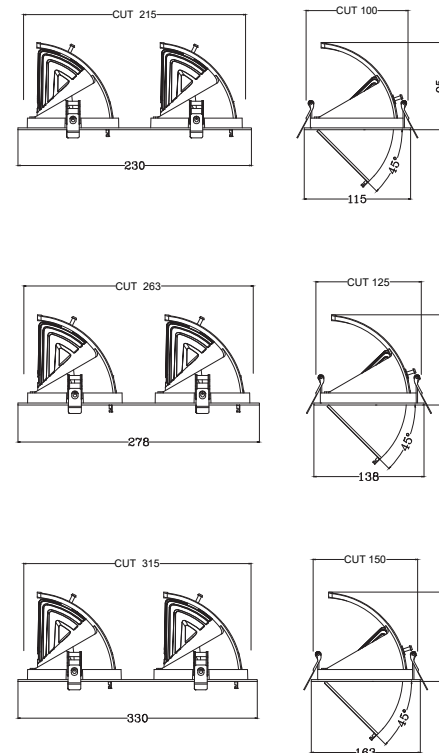
#### Product information

Input Voltage:	AC220-240V,50/60Hz
CCT:	2700/3000/3500/4000/5000K
Material:	ALU
PF:	>0.9
UGR:	<19
SDCM:	<3
THD:	<15
LED efficacy(lm/w):	150
Optics:	Reflector
Warranty:	5 years
LED Chip	CITIZEN LUMINUS CREE
LED Driver	TRIDONIC PHILIPS OSRAM ENEC



## LED DOWNLIGHT

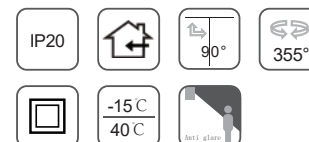
### Tanya Series



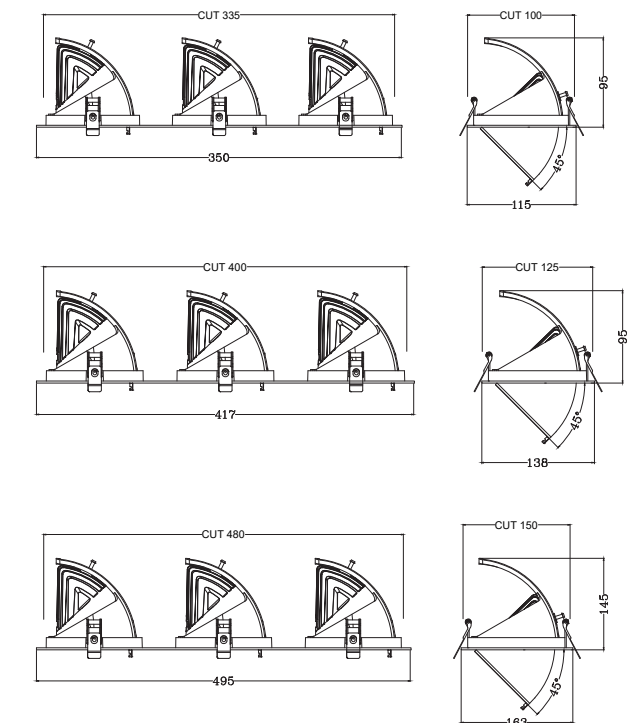
Model	Power	CRI	Beam Angle	System efficacy (lm/w)	System flux (lm)	Dimming
PS-DL2*12C68	2*12W	83/92	15°	100	2400	0-10V
PS-DL2*20C68	2*20W		24°		4000	Dali
			38°		6000	BLE
PS-DL2*30C68	2*30W		60°			

#### Product information

Input Voltage:	AC220-240V,50/60Hz
CCT:	2700/3000/3500/4000/5000K
Material:	ALU
PF:	>0.9
UGR:	<19
SDCM:	<3
THD:	<15
LED efficacy(lm/w):	150
Optics:	Reflector
Warranty:	5 years
LED Chip	CITIZEN LUMINUS CREE
LED Driver	TRIDONIC PHILIPS OSRAM EOXE



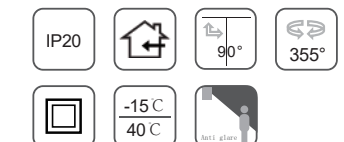
### Tanya Series



Model	Power	CRI	Beam Angle	System efficacy (lm/w)	System flux (lm)	Dimming
PS-GDL3*12C68	3*12W	83/92	15°	100	3600	0-10V
PS-GDL3*20C68	3*20W		24°		6000	Dali
			38°		9000	BLE
PS-GDL3*30C68	3*30W		60°			

#### Product information

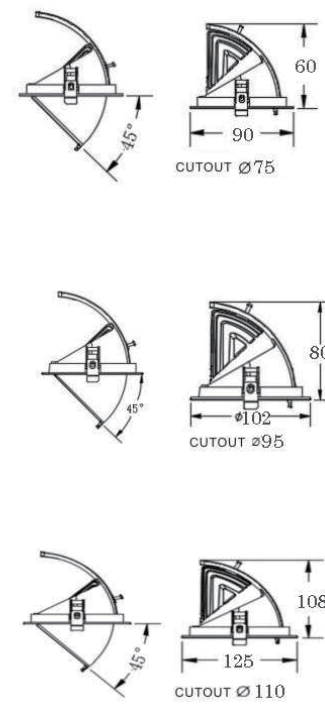
Input Voltage:	AC220-240V,50/60Hz
CCT:	2700/3000/3500/4000/5000K
Material:	ALU
PF:	>0.9
UGR:	<19
SDCM:	<3
THD:	<15
LED efficacy(lm/w):	150
Optics:	Reflector
Warranty:	5 years
LED Chip	CITIZEN LUMINUS CREE
LED Driver	TRIDONIC PHILIPS OSRAM EOXE





## LED DOWNLIGHT

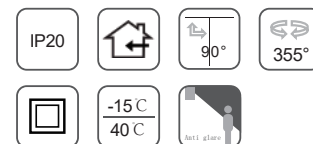
### Sofia Series



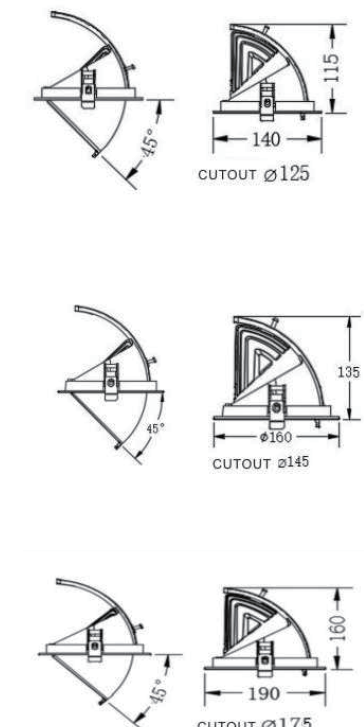
Model	Power	CRI	Beam Angle	System efficacy (lm/w)	System flux (lm)	Dimming
PS-GDL1225	12W	83/92	15°	100	1200	0-10V
PS-GDL153	15W		24°		1500	Dali
PS-GDL2035	20W		38°		2000	BLE

#### Product information

Input Voltage:	AC220-240V,50/60Hz
CCT:	2700/3000/3500/4000/5000K
Material:	ALU
PF:	>0.9
UGR:	<19
SDCM:	<3
THD:	<15
LED efficacy(lm/w):	150
Optics:	Reflector
Warranty:	5 years
LED Chip	CITIZEN LUMINUS CREE
LED Driver	TRIDONIC PHILIPS OSRAM EOXE



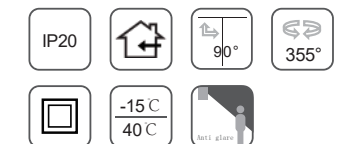
### Sofia Series



Model	Power	CRI	Beam Angle	System efficacy (lm/w)	System flux (lm)	Dimming
PS-GDL254	25W	83/92	15°	100	2500	0-10V
PS-GDL305	30W		24°		3000	Dali
PS-GDL40/506	40W/50W		38°		4000	BLE

#### Product information

Input Voltage:	AC220-240V,50/60Hz
CCT:	2700/3000/3500/4000/5000K
Material:	ALU
PF:	>0.9
UGR:	<19
SDCM:	<3
THD:	<15
LED efficacy(lm/w):	150
Optics:	Reflector
Warranty:	5 years
LED Chip	CITIZEN LUMINUS CREE
LED Driver	TRIDONIC PHILIPS OSRAM EOXE



# 107

## LED DOWNLIGHT

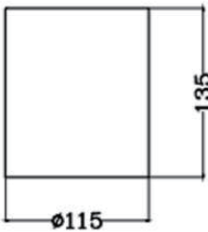
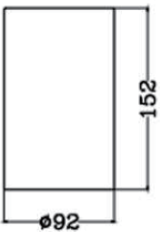
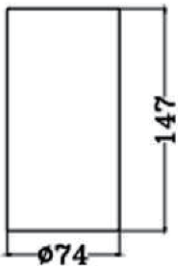
Lyon Series



Light up your business

LED DOWNLIGHT

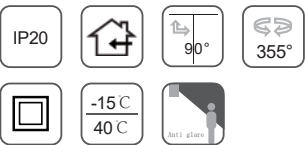
### Lyon Series



Model	Power	CRI	Beam Angle	System efficacy (lm/w)	System flux (lm)	Dimming
PS-MDL 12R2	12W	83/92	15°	100	1200	0-10V
			24°			Dali
PS-MDL 15/20R2.5	15W/20W		38°		1500	BLE
			60°			
PS-MDL 25R3	25W				2500	

#### Product information

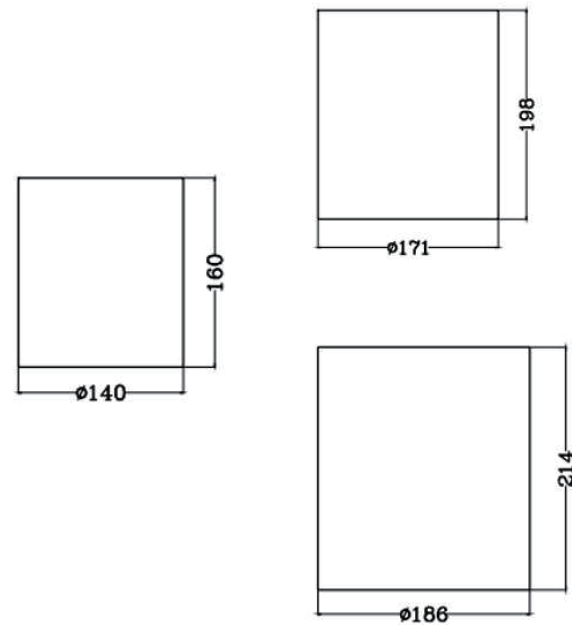
Input Voltage:	AC220-240V,50/60Hz
CCT:	2700/3000/3500/4000/5000K
Material:	ALU
PF:	>0.9
UGR:	<19
SDCM:	<3
THD:	<15
LED efficacy(lm/w):	150
Optics:	Reflector
Warranty:	5 years
LED Chip	CITIZEN LUMINUS CREE
LED Driver	TRIDONIC PHILIPS OSRAM E&KE





LED DOWNLIGHT

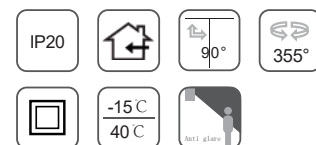
## Lyon Series



Model	Power	CRI	Beam Angle	System efficacy (lm/w)	System flux (lm)	Dimming	
PS-MDL30R4	30W	83/92	15°	100	3000	0-10V	
PS-MDL40R5	40W		24°		4000	Dali	
PS-MDL50R6	50W		38°		5000	BLE	
			60°				

### Product information

Input Voltage:	AC220-240V,50/60Hz
CCT:	2700/3000/3500/4000/5000K
Material:	ALU
PF:	>0.9
UGR:	<19
SDCM:	<3
THD:	<15
LED efficacy(lm/w):	150
Optics:	Reflector
Warranty:	5 years
LED Chip	CITIZEN LUMINUS CREE
LED Driver	TRIDONIC PHILIPS OSRAM ENEC



## Lyon Series







# 111

## LED LINEAR LIGHT

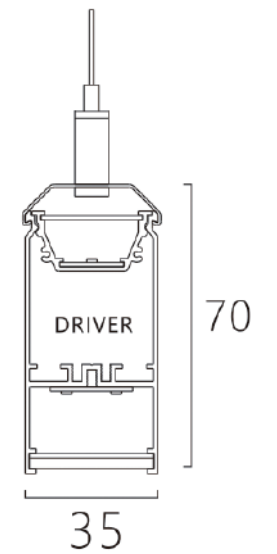

Zahir Series



Light up your business

LED LINEAR LIGHT

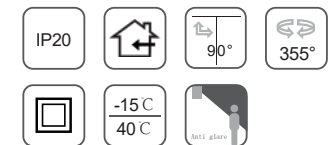
### Zahir Series



Model	Power	CRI	Beam Angle	System efficacy (lm/w)	System flux (lm)	Dimming
PS-LL3570 W06-20W	20W	83/92	120°	100	2000	0-10V Dali BLE
PS-LL3570 W12-40W	40W				4000	
PS-LL3570 W18-60W	60W				6000	
PS-LL3570 W24-80W	80W				8000	

#### Product information

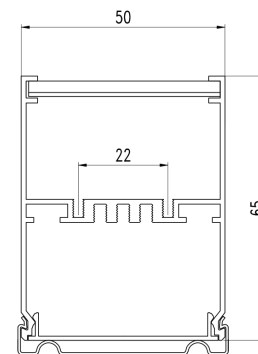

Input Voltage:	AC220-240V,50/60Hz
CCT:	2700/3000/3500/4000/5000K
Material:	ALU
PF:	>0.9
UGR:	<19
SDCM:	<3
THD:	<15
LED efficacy(lm/w):	150
Optics:	Reflector
Warranty:	5 years
LED Chip	CITIZEN LUMINUS CREE
LED Driver	TRIDONIC PHILIPS OSRAM ENEC





LED LINEAR LIGHT

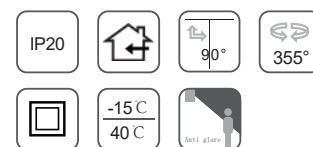
# Zahir Series



Model	Power	CRI	Beam Angle	System efficacy (lm/w)	System flux (lm)	Dimming
PS-LL5065 W06-20W	20W	83/92	120°	100	2000	0-10V Dali
PS-LL5065 W12-40W	40W				4000	BLE
PS-LL5065 W18-60W	60W				6000	
PS-LL5065 W24-80W	80W				8000	

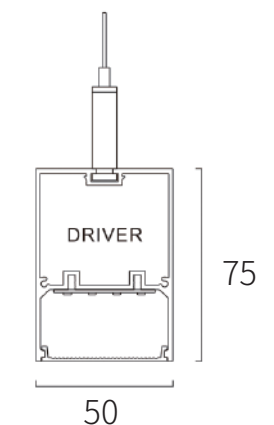
## Product information

Input Voltage:	AC220-240V,50/60Hz
CCT:	2700/3000/3500/4000/5000K
Material:	ALU
PF:	>0.9
UGR:	<19
SDCM:	<3
THD:	<15
LED efficacy(lm/w):	150
Optics:	Reflector
Warranty:	5 years
LED Chip	CITIZEN LUMINUS CREE
LED Driver	TRIDONIC PHILIPS OSRAM EOXE



LED LINEAR LIGHT

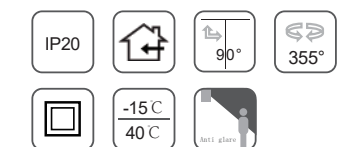
# Zahir Series



Model	Power	CRI	Beam Angle	System efficacy (lm/w)	System flux (lm)	Dimming
PS-LL5075 W06-20W	20W	83/92	120°	100	2000	0-10V Dali
PS-LL5075 W12-40W	40W				4000	BLE
PS-LL5075 W18-60W	60W				6000	
PS-LL5075 W24-80W	80W				8000	

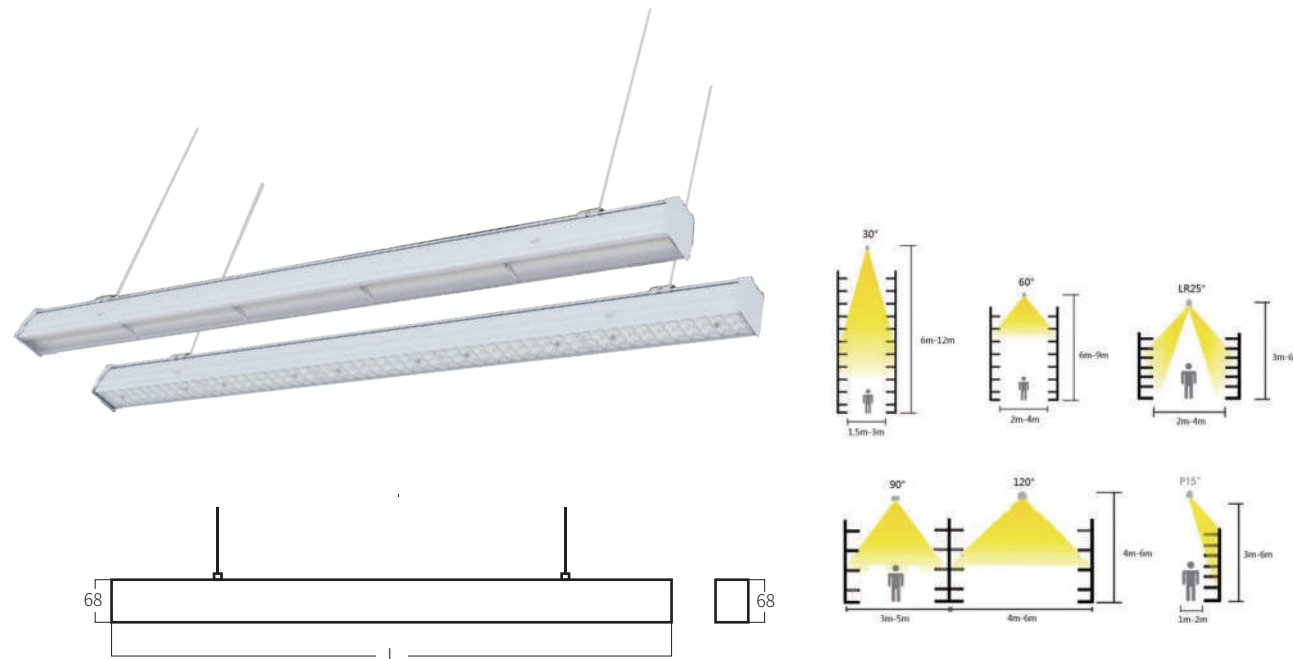
## Product information

Input Voltage:	AC220-240V,50/60Hz
CCT:	2700/3000/3500/4000/5000K
Material:	ALU
PF:	>0.9
UGR:	<19
SDCM:	<3
THD:	<15
LED efficacy(lm/w):	150
Optics:	Reflector
Warranty:	5 years
LED Chip	CITIZEN LUMINUS CREE
LED Driver	TRIDONIC PHILIPS OSRAM EOXE



## LED LINEAR LIGHT

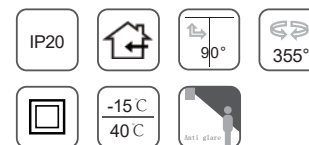
### Athens Series



Model	Power	CRI	Beam Angle	System efficacy (lm/w)	System flux (lm)	Dimming
LS6868-RAIL-Q2	24W	83/92	60° 90° RL25°	130	3120	0-10V Dali BLE

#### Product information

Input Voltage:	AC220-240V,50/60Hz
CCT:	2700/3000/3500/4000/5000K
Material:	ALU
PF:	>0.9
UGR:	<19
SDCM:	<3
THD:	<15
LED efficacy(lm/w):	150
Optics:	Reflector
Warranty:	5 years
LED Chip	CITIZEN LUMINUS CREE
LED Driver	TRIDONIC PHILIPS OSRAM ECKE



### Athens Series



**Wire**  
2.5mm 2 wire diameter pure copper wire, the maximum allowable current is 2A.

**Splice piece**  
The unique splicing way ensures the safety and stability of the use process.

**Splicing terminal**  
The wiring is safe and fast, with detection holes, simple structure, easy to install and test.