

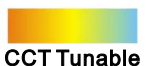


POWERSTAR



ADEN SERIES PS-TLXXWP186

TRIAC



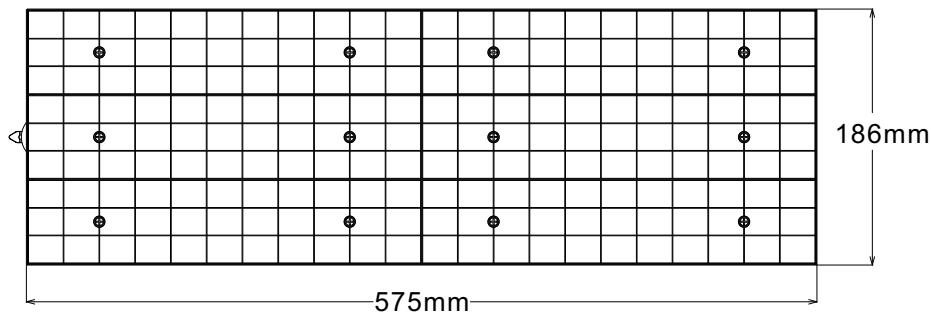
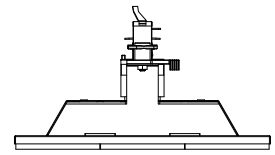
WATTAGE ADJUSTABLE FROM 35W-70W

SYSTEM EFFICIENCY UP TO 150lm/W

QUALITY LENS DESIGN WITH SOFT LIGHT DISTRIBUTION

PRODUCT DATASHEET

Aden Series Track Panel Light 35/40/50/60/70W



Areas of application

- Supermarket, Shopping Mall
- Retail Store
- Fashion Store
- Car Shop, Office, Meeting Room

Product features

- Anti-glare design with eyes protection
- System efficiency up to 150lm/W, energy saving
- Professional SMD LEDs with carefully selected batch SDCM<3
- More than 50,000 hours life span

Product benefits

- Employs a high PF flicker-free power supply
- Easy and quick installation with multiple track adapters
- Elegant and compact design
- Compliant with CE/CB/RoHS/SAA/ENEC certificates

Specification	
Power	35/40/50/60/70W
LED	Lumileds SMD 2835/3030
Driver	Boke/Philips/Osram/AGT
Input Voltage	AC220-240V, 50/60Hz
CCT	2700/3000/4000/5000K
CRI	80/90Ra
SDCM	<3
Beam Angle	LR25° /30° / 60° / 90° / 120°
Track Adapter	3-Circuit Powergear /Global
System Efficacy	140-150lm/W
Housing Material	Aluminum
Housing Size	L575*W186*H93mm
Colour Of Housing	Matt White(9010)/Matt Black(9011)
PF	>0.9
THD	<15%
Dimmable	On-off, DIP Switch, Triac, 0-10V, DALI, BLE,2.4G, Zigbee
QTY(PCS/Carton)	6PCS
Carton Size(cm)	620mm*430mm*380mm
N.W./G.W.(kg/Carton)	11KG/15KG

PRODUCT DATASHEET

Aden Series Track Panel Light 35/40/50/60/70W

Installation

1. Turn off the power

2. The adaptor flange is in the same direction with the track plane.

3. Track locker and track adaptor into the track

4. Rotate the hand grip from the locker in place

5. Rotate the hand grip from the track adaptor in place, select the power knob: phase 1/phase 2/phase 3. Can swing clockwise and anticlockwise.

6. The light is rotated 90°, level with the track

7. Trun on the power & Light

Installation instructions:

Electrical connection must only be carried out by skilled, trained and authorized persons.

- Before installation, please ensure the main power is off.
- Be sure that the local power outlet matches that of the required voltage for this unit.
- Always mount this unit in safe and stable matter.
- Do not remove the cover under any conditions. There are no user serviceable parts inside.
- This unit is intended for indoor use only, use of this product outdoors, would void all warranties.